




Priser 2023

Euro x 6 =
Vejl. pris ex moms

OBS! V&B køkkenarmaturer
sælges ikke i Danmark

Villeroy & Boch Danmark A/S
Hvidsværmervej 165G,
2610 Rødovre




Export

PRICE LIST 2023


SINKS · TAPS · ACCESSORIES

COLOUR RANGE

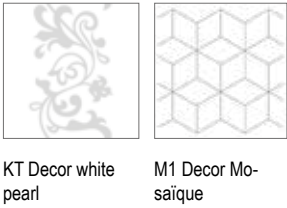
Classicline Ceramicplus



Premiumline Ceramicplus



Trendline Ceramicplus



Please consult the inner pages of the price list for the availability of colours for the different sink models.



INDEX

■ GENERAL INFORMATION	4
■ BUILT-IN SINKS	
<i>Size of undercabinet 80 cm</i>	17
<i>Size of undercabinet 60 cm</i>	18
<i>Size of undercabinet 50 cm</i>	30
<i>Size of undercabinet 45 cm</i>	38
■ UNDERCOUNTER SINKS	45
■ FLUSHMOUNTED SINKS	54
<i>Size of undercabinet 60 cm</i>	55
<i>Size of undercabinet 50 cm</i>	64
<i>Size of undercabinet 45 cm</i>	70
■ MODULES / CORNER SINKS	74
■ TAPS	82
■ SPARE PARTS AND ACCESSORIES	100
■ INSTALLATION INSTRUCTIONS / PLANNING INFORMATION	110
■ GENERAL SALES AND DELIVERY CONDITIONS	122

CERAMIC SINKS FROM VILLEROY & BOCH

THE HIGHEST QUALITY A LIFETIME LONG

Ceramics from Villeroy & Boch combine the experience of traditional craftsmanship with maximum industrial precision. The result: products that enrich life with good design, lasting quality and with an assured sense of style. Kitchen sinks from Villeroy & Boch combine practicality and design with the tried-and-tested qualities of ceramics, which are offered by almost no other material. Discover the decisive advantages of Villeroy & Boch ceramics:

- 1. Scratch- and knife-resistant*
- 2. Acid-resistant*
- 3. Heat-resistant*
- 4. Shock-resistant*
- 5. Hygienic and food-safe*
- 6. Stain proof*
- 7. Lightfast in each colour*
- 8. Easy to clean thanks to CeramicPlus*



IMPORTANT NOTE

INTRODUCTION

This price list replaces all previously valid price lists. It is valid for deliveries as of 1st January 2023. The prices given in this price list are recommended retail prices (VAT not included). Variations in colour and dimensions apply within the standard tolerances. We reserve the right to change colours and models. Ceramic materials from Villeroy & Boch possess a high degree of inherent stability. They are able to withstand all water temperatures and temperature shocks from hot and cold water and are resistant to steam. The glazes on sanitary ceramics from Villeroy & Boch are to a certain extent scratch-proof and resistant to all alkalis and acids which are common in the sanitary area. This scope of resistance does not include hydrofluoric acid and its compounds. Organic solvents and intensive agents will not affect the glaze. All offers, sales and deliveries of sanitary ceramic items and accessories are based on „General Sales and Delivery Conditions of Villeroy & Boch AG Bath and Wellness Division“. The manufacturer's consent shall be required for reproduction or duplication in any form, including extracts.

CHANGE TO THE RANGE

1. NEW PRODUCTS

1.1 SINKS	
3355 01/02	Subway Style 50 S (page 35)
3347 / 3348 01/02	Subway Style 45 (page 43)
3355 1F/2F	Subway Style 50 S Flat (page 67)
3347 / 3348 1F/2F	Subway Style 45 Flat (page 72)
1.2 TAPS	
9281 00 06	Junis Shower in Matt Black (page 91)
9282 00 06	Junis Sky Shower in Matt Black (page 91)
9280 00 06	Steel Expert 2.0 in Matt Black (page 95)
9273 00 06	Steel Expert Compact in Matt Black (page 95)
9697 01 06	Steel Shower in Matt Black (page 96)
9285 00 06	Subway Style Shower in Matt Black (page 97)

2. DISCONTINUATION

2.1 SINKS	
6726	Subway 80
6759	Condor 60
6719	Subway 60 XL
3303	Monumentum
8K00 10 00	Cutting Board
8K02 10 00 / 8K03 10 00 / 8K04 10 00 / 8K06 10 00 / 8K07 10 00 / 8K09 10 00 / 8K14 00 00 / 8K29 10 00 / 8K30 10 00 / 8K99 10 00	Accessory sets



Delivery of discontinued articles from current production until 28.02.2023, after only from existing stock.

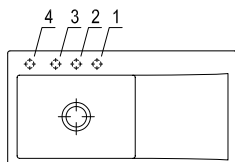
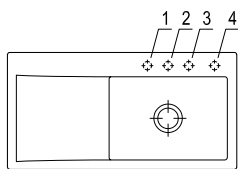
ORDERING SINKS WITH TAP HOLES

When placing your order, please state the complete article number, including the desired drilled tap holes. Surcharge: 9,00 €/drilled hole (If no drilled tap holes are required, the original article number applies without the additional hole specification.)

Example	Sink	Composition of available article numbers			Available article numbers
		Article number	Drilled tap hole	Tap hole position/s	
1	Subway Style sink with hand-operated waste in the colour R1 and tap hole 1 pre-drilled.	336101R1	HL	1	336101R1HL1
2	Subway Style sink with pop-up waste in the colour R1 and tap holes 2 and 4 pre-drilled.	336102R1	HL	24	336102R1HL24
3	Subway Style Flat sink with pop-up waste in the colour R1 and tap holes 1, 2 and 4 pre-drilled.	33612FR1	HL	124	33612FR1HL124
4	Subway Style sink with pop-up waste in the colour R1 without drilled tap hole.	336102R1	-	-	336102R1

Please note that in the case of the Arena Corner and Solo Corner sinks pre-drilled hole 1 must also be specified in the order if you require several drilled tap holes.

Sample tap hole overview for Subway Style sink

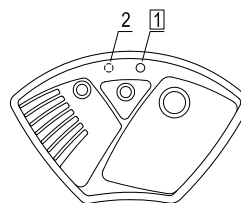


When ordering, please specify the tap hole you would like us to drill for you, by using tap hole reference number (see page 6).

Diameter: ca. 35 mm

Additional charge: 9,00 €/tap hole.

Sample tap hole overview for Arena Corner sink



When ordering, please specify the tap hole you would like us to drill for you, by using tap hole reference number (see page 6).

Diameter: ca. 35 mm

Additional charge: 9,00 €/tap hole.

The tap holes marked with an □ are punched through as standard at the factory.

Hole 6 cannot be used for the pop-up waste

CERAMIC SINKS: DÉCORS

BRING YOUR CERAMICS TO LIFE

La Rose and White Pearl, two charming white-on-white decors available for selected sinks. Inspired by extensive expertise in decorative techniques from the tableware sector, the unique La Rose and White Pearl surface finishes are available exclusively from Villeroy & Boch.

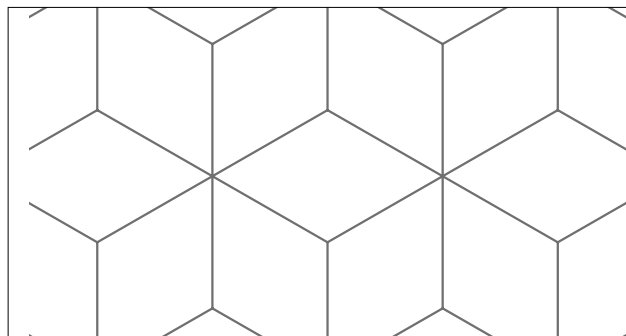
The new Mosaïque décor is inspired by Villeroy & Boch's famous ceramic Mettlach tiles. Many of the original pieces can still be seen today - at locations steeped in history such as Cologne Cathedral or the Holland Tunnel under the Hudson River in New York. Fascinatingly three-dimensional and unique in its effect, the décor embellishes the butler sink with a fine geometric pattern to make it the centrepiece of the modern kitchen.



WHITE PEARL DÉCOR



Mosaïque DÉCOR



WHITE PEARL DÉCOR

Art.no.	on tap ledge
6323	Butler sink 90 cm
6320	Butler sink 60 cm

MOSAÏQUE DÉCOR

Art.no.	at the front
6323	Butler sink 90 cm
6320	Butler sink 60 cm

Our décors are only available for the basic colour White Alpin (glossy) and for Butler sinks.

CERAMIC SINKS: ADVANTAGES

A VERY SPECIAL MATERIAL

Kitchen sinks are subject to considerable stress because contact with acidic foods, sharp kitchen implements and hot pans is part and parcel of everyday life. This makes the quality of the material all the more important. With a ceramic sink from Villeroy & Boch, you benefit from 270 years of experience, revolutionary production techniques and 100% natural raw materials. For maximum comfort, minimum maintenance and unparalleled durability.



1. SCRATCH- AND KNIFE-RESISTANT

The high-quality surface is so robust that even knives hardly leave a trace.

2. ACID-RESISTANT

Our ceramic easily withstands contact with acidic foods or household cleaning agents.



3. HEAT-RESISTANT

Hot oven dishes don't leave a mark on Villeroy & Boch ceramic sinks.

4. SHOCK-RESISTANT

Thanks to the great material stability, the sinks are impact-resistant, even when heavy pots and pans are placed on them.



5. HYGIENIC AND FOOD-SAFE

The natural material does not take on flavours or smells and so is absolutely food safe.



6. STAIN-PROOF

Food and drinks don't leave any trace on the surface of our ceramic sinks.



7. LIGHTFAST IN EACH COLOUR

Even after long-term exposure to direct sunlight, our ceramic colours stay as vivid as on the very first day.



8. ESPECIALLY EASY TO CLEAN

Our ceramic is very easy to clean. Thanks to the CeramicPlus finish, dirt and limescale almost disappear of their own accord.

VILLEROY & BOCH: SUSTAINABILITY

RESPONSIBLE: ENVIRONMENTAL PROTECTION IS SECOND NATURE TO VILLEROY & BOCH

Environmental protection is self-evident for Villeroy & Boch, and all relevant process are controlled and linked worldwide by a central environment management unit. With a view to developing innovative production processes and solutions making more efficient use of energy and raw materials, reducing emissions and extending the service life of products – well beyond the levels set by laws and regulations.

SOME OF VILLEROY & BOCH'S ENVIRONMENTAL ACTIVITIES:

- Continual reduction of waste water at all plants
- 40% reduction in CO₂ emissions in Mettlach since 2005
- EMAS (Eco Management and Audit Scheme) validation
- One of the first ceramics manufacturers worldwide to be awarded ISO 9001 certification
- Certification in accordance with international environmental management standard ISO 14001 and
- energy management standard DIN EN ISO 50001
- Quality assurance in accordance with REACH regulation (EC) No. 1907/2006
- (Registration, Evaluation, Authorisation and Restriction of Chemicals)



EMAS-Validierung
(Eco Management
And Audit Scheme)



Bend in the Saar close to the headquarters of Villeroy & Boch AG in Mettlach

VILLEROY & BOCH: INNOVATIONS

INNOVATIONS FOR UNIQUE QUALITY

Villeroy & Boch product development focuses on sophisticated designs with outstanding product properties. In the kitchen in particular, stability and hygiene are crucial. Two Villeroy & Boch innovations offer clear advantages:

TITANCERAM

Villeroy & Boch's answer to the question of future materials is to fuse selected natural raw materials such as feldspar, quartz, clay and titaniumdioxide to create the innovative TitanCeram. For the first time, this material permits the manufacture of products with a unique, precise design and very thin walls, sharply defined edges and all the advantages of first-class ceramics.

CERAMICPLUS

The CeramicPlus finish ensures optimum hygiene and fresh cleanliness on kitchen surfaces: liquids form beads which simply roll down the drain. Dirt and limescale are virtually unable to gain a hold. So cleaning is quick and easy without the use of any agents that are harmful to the environment.



Conventional ceramics



CeramicPlus finish



Ceramics from master craftsmen

SUBWAY STYLE

Maximum utility in a minimum of space



- Subway Style 60 S - "form follows function" - the on-trend and functional sink area
- Additional functional level thanks to all-round ledge in the sink to support practical accessories
- Smart accessories allow use at various levels for enhanced user-friendliness
- Coordinated accessories in space-saving design, ideal for conveniently preparing food in the sink area
- The scope of delivery includes the high-quality draining rack

The smart tool for planning
and personal selling
Now for kitchen sinks and
tap fittings, too!



Full info also available at:
pro.villeroy-boch.com/villeroybochapp-kueche



VILLEROY & BOCH APP

THE VILLEROY & BOCH APP



CURRENT DELIVERY
INFORMATION AND PRICES



CONFIGURATOR BRINGS
CUSTOMERS' WISHES TO LIFE



DATA SHEETS AND
INSTALLATION INSTRUCTIONS




PRODUCT SUGGESTIONS
TO BOOST SALES



SAMPLE FOLDER CREATED
AUTOMATICALLY



OPTIONAL
OFFLINE MODE



THE SMART TOOL FOR PLANNING AND CONSULTATION

Now you have the full information on Villeroy & Boch bathrooms at your fingertips. A glance at your smartphone, tablet or PC is all it takes to find current dimensions and prices while you're out and about or to configure model variants and check availability while advising customers.



For smartphone, tablet and PC.
Find out more: pro.villeroy-boch.com/villeroybochapp

CERAMIC SINKS: THE RANGE

Built-in sinks

80 cm Size of undercabinet



Architectura 80

1160x510 mm

3380 (17)

Built-in and undercounter sinks

60 cm Size of undercabinet



Architectura 60

1000x510 mm

3360 (18)



Architectura 60 XR

1000x510 mm

3365 (19)



Flavia 60

1010x510 mm

3304 (20)



Siluet 60

1000x510 mm

3336 (21)



Siluet 60 R

1000x510 mm

3337 (22)



Siluet 60 S

600x510 mm

3346 (23)



Subway Style 60

1000x510 mm

3361 (24)

3362 (24)



Subway Style 60 S

600x510 mm

3366 (25)

336A (25)



Subway 60

1000x510 mm

6712 (26)

6770 (26)



Subway 60 S

600x510 mm

3309 (27)



Subway 60 XM

620x510 mm

6780 (999)



Timeline 60

1000x510 mm

6790 (29)



Cisterna 60C

550x440 mm

6706 (46)



Subway 60 SU

545x440 mm

3310 (49)



Subway 60 XU

545x440 mm

6758 (50)

CERAMIC SINKS: THE RANGE

Built-in and undercounter sinks

50 cm Size of undercabinet



Architectura 50

860x510 mm
3350 (30)



Flavia 50

900x510 mm
3305 (31)



Siluet 50

900x510 mm
3335 (32)



Siluet 50 S

510x510 mm
3345 (33)



Subway Style 50

900x510 mm
3351 (34)
3352 (34)



Subway Style 50 S

500x510 mm
3355 (35)



Subway 50 S

525x510 mm
3315 (36)



Timeline 50

900x510 mm
3307 (37)



Cisterna 50

445x445 mm
6703 (47)



Subway 50 SU

440x440 mm
3325 (51)

Built-in and undercounter sinks

45 cm Size of undercabinet



Architectura 45

800x510 mm
3340 (38)



Condor 45

800x510 mm
6745 (39)



Siluet 45

800x510 mm
3334 (40)



Subway 45 Compact

650x510 mm
3313 (41)
3312 (41)



Subway 45

780x510 mm
6714 (42)
6772 (42)



Subway Style 45

900x510 mm
3347 (43)



Subway 45 XS

475x510 mm
6781 (44)



Cisterna 45

370x435 mm
6704 (48)



Subway 45 SU

375x440 mm
3324 (52)

CERAMIC SINKS: THE RANGE

Flush-mounted sinks

60 cm Size of undercabinet



Siluet 60 flat

980x490 mm
3336 (55)



Siluet 60 R flat

980x490 mm
3337 (56)



Siluet 60 S flat

580x490 mm
3346 (57)



Subway Style 60 Flat

980x490 mm
3361 (58)
3362 (58)



Subway Style 60 S Flat

580x490 mm
3366 (59)
336A (59)



Subway 60 flat

965x475 mm
6712 (60)
6770 (60)



Subway 60 S flat

565x475 mm
3309 (61)



Subway 60 XM flat

585x475 mm
6780 (62)



Timeline 60 flat

965x475 mm
6790 (63)

Flush-mounted sinks

50 cm Size of undercabinet



Siluet 50 flat

880x490 mm
3335 (64)



Siluet 50 S flat

490x490 mm
3345 (65)



Subway Style 50 Flat

880x490 mm
3351 (66)
3352 (66)



Subway Style 50 S Flat

500x510 mm
3355 (67)



Subway 50 S flat

490x475 mm
3315 (68)



Timeline 50 flat

865x475 mm
3307 (69)

CERAMIC SINKS: THE RANGE

Flush-mounted sinks

45 cm Size of undercabinet



Siluet 45 flat

780x490 mm
3334 (70)



Subway 45 flat

745x475 mm
6714 (71)



Subway Style 45 Flat

900x510 mm
3347 (72)



Subway 45 XS flat

440x475 mm
6781 (73)

Modules



Double-bowl sink

895x630 mm
6323 (75)



Single-bowl sink

595x630 mm
6320 (76)



Farmhouse 90 X

900x550 mm
6390 (77)



Farmhouse 80 X

795x500 mm
6380 (78)



Farmhouse 60 X

595x500 mm
6360 (79)

Corner sinks



Arena corner

975x625 mm
6729 (80)



Solo corner

1075x600 mm
6708 (81)

ARCHITECTURA 80

€ excl. VAT



- **The sink is reversible**
- For surface-mounted installation
- Minimum width of undersink cabinet: 80 cm
- 2 basins, closable
- Compatible with all soap dispensers on pages 99
- Further selection of cover caps for double turn lever on page 104



Ref.	Description (for XX, please enter colour number)	Classicline	Premiumline
3380 01 XX	Sink inclusive Waste system, Round hand-operated	1.309,-	1.468,-
3380 02 XX	Sink inclusive Waste system, Round pop-up	1.409,-	1.568,-

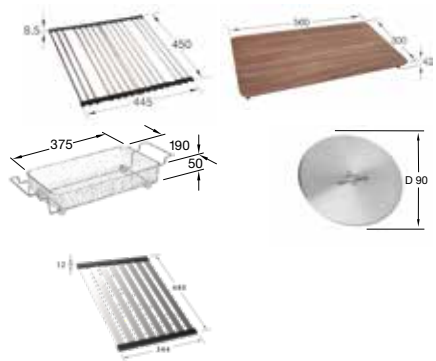
Classicline CeramicPlus

R1 White Alpin CeramicPlus	RW Stone White CeramicPlus	KR Crema CeramicPlus
FU Ivory CeramicPlus	AM Almond CeramicPlus	SM Steam CeramicPlus
KD Fossil CeramicPlus	SL Stone CeramicPlus	i4 Graphite CeramicPlus

Premiumline CeramicPlus

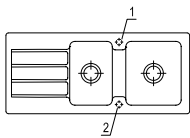
KG Snow White CeramicPlus	J0 Chromit CeramicPlus
S5 Ebony CeramicPlus	
TR Timber CeramicPlus	

Ref.	Optional accessories / spare parts	Price
9K08 00 K1	Rolling mat	144,-
8K36 10 00	Universal cutting board, walnut	219,-
8345 47 K1	Inset strainer	160,-
9624 15 LC	Cap waste cover	47,-
8223 00 61	Outlet fitting	144,-
8226 10 00	Outlet fitting	244,-
9K13 00 71	Folding draining rack	164,-



View of holes for tap fittings

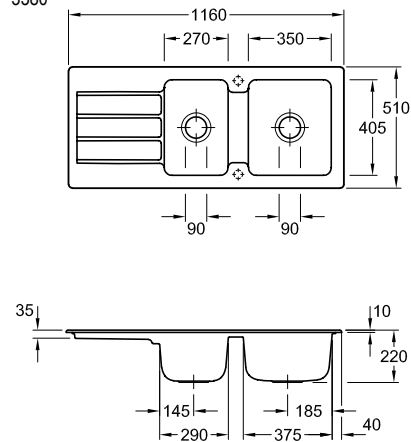
3380



When ordering, please specify the tap hole you would like us to drill for you, by using tap hole reference number (see page 6).
Diameter: ca. 35 mm
Additional charge: 9,00 €/model.

Engineering data

3380



Please refer to the assembly instructions
Recess in worktop: 113 x 48 cm

ARCHITECTURA 60

€ excl. VAT

BUILT-IN SINKS



- **The sink is reversible**
- For surface-mounted installation
- Minimum width of undersink cabinet: 60 cm
- Compatible with all soap dispensers on pages 99
- Further selection of cover caps for turn lever on page 103



Ref.	Description (for XX, please enter colour number)	Classicline	Premiumline
3360 01 XX	Sink inclusive Waste system, Round hand-operated	943,-	1.056,-
3360 02 XX	Sink inclusive Waste system, Round pop-up	1.062,-	1.175,-

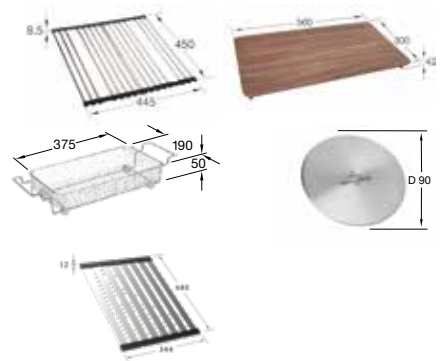
Classicline CeramicPlus

R1 White Alpin CeramicPlus	RW Stone White CeramicPlus	KR Crema CeramicPlus
FU Ivory CeramicPlus	AM Almond CeramicPlus	SM Steam CeramicPlus
KD Fossil CeramicPlus	SL Stone CeramicPlus	i4 Graphite CeramicPlus

Premiumline CeramicPlus

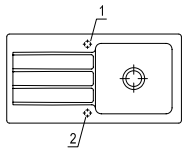
KG Snow White CeramicPlus	J0 Chromit CeramicPlus
S5 Ebony CeramicPlus	
TR Timber CeramicPlus	

Ref.	Optional accessories / spare parts	Price
9K08 00 K1	Rolling mat	144,-
8K36 10 00	Universal cutting board, walnut	219,-
8345 47 K1	Inset strainer	160,-
9624 15 LC	Cap waste cover	47,-
8276 00 61	Waste system, Round hand-operated, chrome	84,-
8286 10 00	Waste system, Round pop-up	203,-
9K13 00 71	Folding draining rack	164,-



View of holes for tap fittings

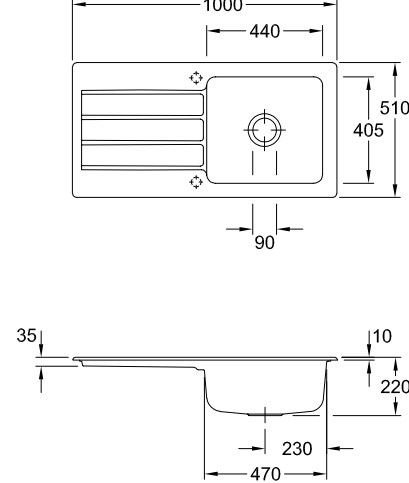
3360



When ordering, please specify the tap hole you would like us to drill for you, by using tap hole reference number (see page 6).
Diameter: ca. 35 mm
Additional charge: 9,00 €/model.

Engineering data

3360



Please refer to the assembly instructions
Recess in worktop: 97 x 48 cm

ARCHITECTURA 60 XR

€ excl. VAT



- **The sink is reversible**
- For surface-mounted installation
- Minimum width of undersink cabinet: 60 cm
- 2 basins, closable
- Compatible with steamer container 1/3
- Compatible with all soap dispensers on pages 99
- Further selection of cover caps for double turn lever on page 104



Ref.	Description (for XX, please enter colour number)	Classiclinc	Premiumline
3365 01 XX	Sink inclusive Waste system, Round hand-operated	960,-	1.067,-
3365 02 XX	Sink inclusive Waste system, Round pop-up	1.060,-	1.167,-

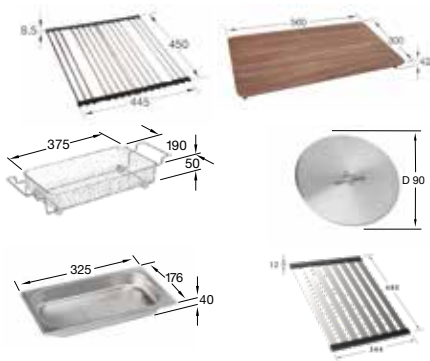
Classiclinc CeramicPlus

R1 White Alpin CeramicPlus	RW Stone White CeramicPlus	KR Crema CeramicPlus
FU Ivory CeramicPlus	AM Almond CeramicPlus	SM Steam CeramicPlus
KD Fossil CeramicPlus	SL Stone CeramicPlus	i4 Graphite CeramicPlus

Premiumline CeramicPlus

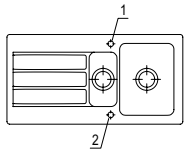
KG Snow White CeramicPlus	J0 Chromit CeramicPlus
S5 Ebony CeramicPlus	
TR Timber CeramicPlus	

Ref.	Optional accessories / spare parts	Price
9K08 00 K1	Rolling mat	144,-
8K36 10 00	Universal cutting board, walnut	219,-
8345 47 K1	Inset strainer	160,-
9624 15 LC	Cap waste cover	47,-
8299 06 K1	Steamer tray 1/3	61,-
8223 00 61	Waste system, Round hand-operated, chrome	144,-
8226 10 00	Waste system, Round pop-up	244,-
9K13 00 71	Folding draining rack	164,-



View of holes for tap fittings

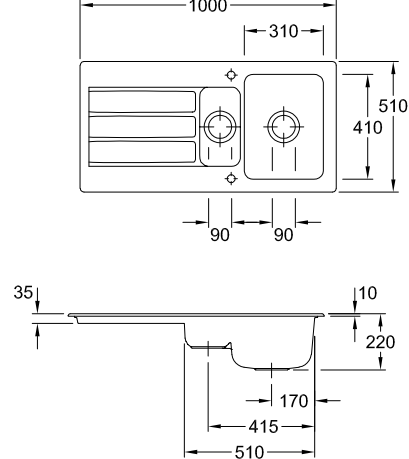
3365



When ordering, please specify the tap hole you would like us to drill for you, by using tap hole reference number (see page 6).
Diameter: ca. 35 mm
Additional charge: 9,00 €/model.

Engineering data

3365



Please refer to the assembly instructions
Recess in worktop: 97 x 48 cm

FLAVIA 60

€ excl. VAT

BUILT-IN SINKS



- **The sink is reversible**
- For surface-mounted installation
- Minimum width of undersink cabinet: 60 cm
- Compatible with all soap dispensers on pages 99
- Further selection of cover caps for turn lever on page 103



Ref.	Description (for XX, please enter colour number)	Classicline	Premiumline
3304 01 XX	Sink inclusive Waste system, Round hand-operated	1.335,-	1.503,-
3304 02 XX	Sink inclusive Waste system, Round pop-up	1.430,-	1.598,-

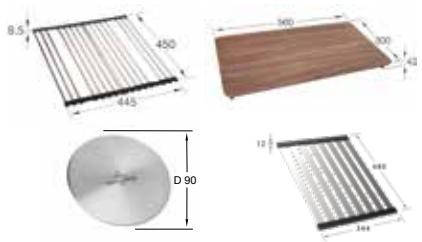
Classicline CeramicPlus

R1 White Alpin CeramicPlus	RW Stone White CeramicPlus	KR Crema CeramicPlus
FU Ivory CeramicPlus	AM Almond CeramicPlus	SM Steam CeramicPlus
KD Fossil CeramicPlus	SL Stone CeramicPlus	i4 Graphite CeramicPlus

Premiumline CeramicPlus

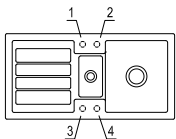
KG Snow White CeramicPlus	J0 Chromit CeramicPlus
S5 Ebony CeramicPlus	
TR Timber CeramicPlus	

Ref.	Optional accessories / spare parts	Price
9K08 00 K1	Rolling mat	144,-
8K36 10 00	Universal cutting board, walnut	219,-
9624 15 LC	Cap waste cover	47,-
8K92 00 61	Waste system, Round hand-operated, chrome	108,-
8K96 10 00	Waste system, Round pop-up	203,-
9K13 00 71	Folding draining rack	164,-



View of holes for tap fittings

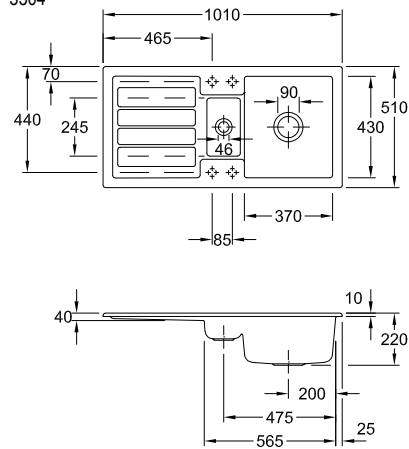
3304



When ordering, please specify the tap hole you would like us to drill for you, by using tap hole reference number (see page 6).
Diameter: ca. 35 mm
Additional charge: 9,00 €/model.

Engineering data

3304



Please refer to the assembly instructions
Recess in worktop: 98 x 48 cm

SILUET 60

€ excl. VAT




- **The sink is reversible**
- For surface-mounted installation
- Minimum width of undersink cabinet: 60 cm
- Steamer containers 1/3 and 2/3 compatible with salad basket
- **Material: TitanCeram**
- Compatible with all soap dispensers on pages 99
- Further selection of cover caps for turn lever on page 103




Ref.	Description (for XX, please enter colour number)	Classicline	Premiumline
3336 01 XX	Sink inclusive Waste system, Round hand-operated	1.360,-	1.535,-
3336 02 XX	Sink inclusive Waste system, Round pop-up	1.479,-	1.654,-


Classicline CeramicPlus



Premiumline CeramicPlus

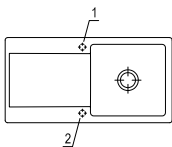


Ref.	Optional accessories / spare parts	Price
9K08 00 K1	Rolling mat	144,-
8K36 10 00	Universal cutting board, walnut	219,-
9K10 00 K1	Salad basket	272,-
9624 15 LC	Cap waste cover	47,-
8299 06 K1	Steamer tray 1/3	61,-
8299 05 K1	Steamer tray 2/3	84,-
8276 00 61	Waste system, Round hand-operated, chrome	84,-
8286 10 00	Waste system, Round pop-up	203,-
9K13 00 71	Folding draining rack	164,-



View of holes for tap fittings

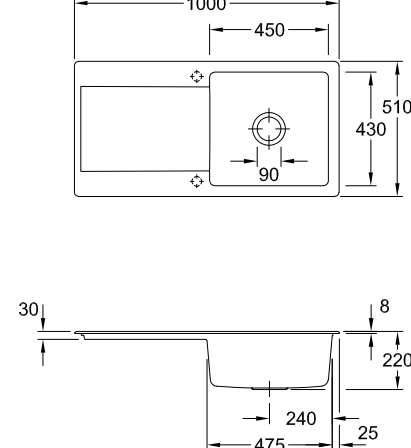
3336



When ordering, please specify the tap hole you would like us to drill for you, by using tap hole reference number (see page 6).
Diameter: ca. 35 mm
Additional charge: 9,00 €/model.

Engineering data

3336



Please refer to the assembly instructions
Recess in worktop: 97 x 48 cm

SILUET 60 R

€ excl. VAT

BUILT-IN SINKS




- **The sink is reversible**
- For surface-mounted installation
- Minimum width of undersink cabinet: 60 cm
- Steamer container 1/3, compatible with smaller bowl or salad basket
- **Material: TitanCeram**
- Compatible with all soap dispensers on pages 99
- Further selection of cover caps for turn lever on page 103

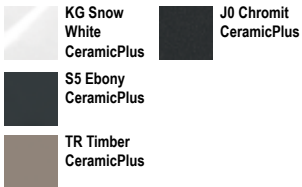


Ref.	Description (for XX, please enter colour number)	Classicline	Premiumline
3337 01 XX	Sink inclusive Waste system, Round hand-operated	1.503,-	1.696,-
3337 02 XX	Sink inclusive Waste system, Round pop-up	1.598,-	1.791,-

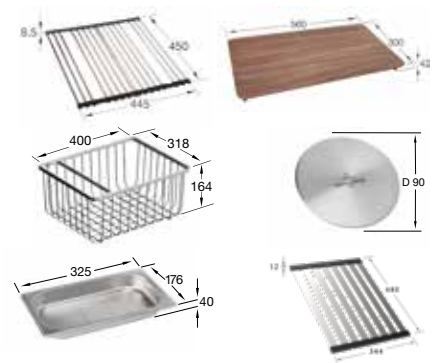
Classicline CeramicPlus



Premiumline CeramicPlus

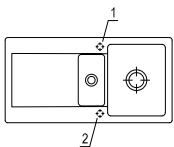


Ref.	Optional accessories / spare parts	Price
9K08 00 K1	Rolling mat	144,-
8K36 10 00	Universal cutting board, walnut	219,-
9K11 00 K1	Salad basket	258,-
9624 15 LC	Cap waste cover	47,-
8299 06 K1	Steamer tray 1/3	61,-
8K92 00 61	Waste system, Round hand-operated, chrome	108,-
8K96 10 00	Waste system, Round pop-up	203,-
9K13 00 71	Folding draining rack	164,-



View of holes for tap fittings

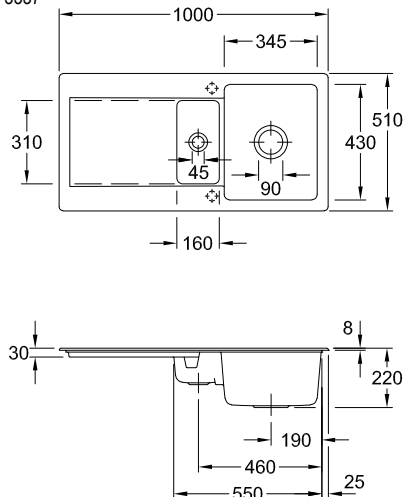
3337



When ordering, please specify the tap hole you would like us to drill for you, by using tap hole reference number (see page 6).
Diameter: ca. 35 mm
Additional charge: 9,00 €/model.

Engineering data

3337



Please refer to the assembly instructions
Recess in worktop: 97 x 48 cm

SILUET 60 S

€ excl. VAT



- For surface-mounted installation
- Minimum width of undersink cabinet: 60 cm
- **Material: TitanCeram**
- Compatible with all soap dispensers on pages 99
- Further selection of cover caps for turn lever on page 103



BUILT-IN SINKS

Ref.	Description (for XX, please enter colour number)	Classicline	Premiumline
3346 01 XX	Sink inclusive Waste system hand-operated	1.190,-	1.332,-
3346 02 XX	Sink inclusive Waste system, Round pop-up	1.254,-	1.396,-

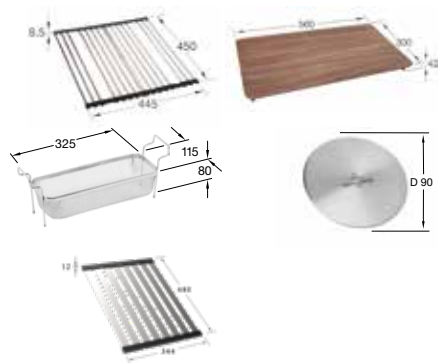
Classicline CeramicPlus

R1 White Alpin CeramicPlus	RW Stone White CeramicPlus	KR Crema CeramicPlus
FU Ivory CeramicPlus	AM Almond CeramicPlus	SM Steam CeramicPlus
KD Fossil CeramicPlus	SL Stone CeramicPlus	i4 Graphite CeramicPlus

Premiumline CeramicPlus

KG Snow White CeramicPlus	J0 Chromit CeramicPlus
S5 Ebony CeramicPlus	
TR Timber CeramicPlus	

Ref.	Optional accessories / spare parts	Price
9K08 00 K1	Rolling mat	144,-
8K36 10 00	Universal cutting board, walnut	219,-
9K04 00 K1	Inset strainer	82,-
9220 58 00	Installation kit	26,-
9624 15 LC	Cap waste cover	47,-
8K94 00 61	Waste system, Round hand-operated, chrome	135,-
8K82 10 00	Waste system, Round pop-up	199,-
9K13 00 71	Folding draining rack	164,-



View of holes for tap fittings

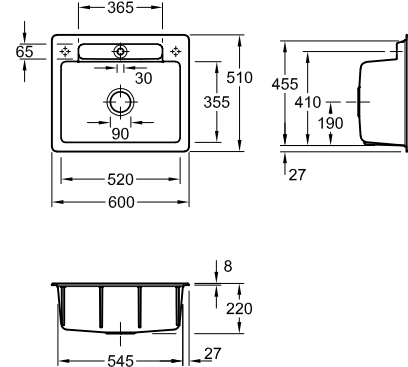
3346



When ordering, please specify the tap hole you would like us to drill for you, by using tap hole reference number (see page 6).
Diameter: ca. 35 mm
Additional charge: 9,00 €/model.

Engineering data

3346



Please refer to the assembly instructions
Recess in worktop: 57 x 48 cm

SUBWAY STYLE 60

€ excl. VAT



- Available with bowl on the right or left-hand side
- For surface-mounted installation
- Minimum width of undersink cabinet: 60 cm
- Compatible with all soap dispensers on pages 99
- Further selection of cover caps for turn lever on page 103



Ref.	Description (for XX, please enter colour number)	Classicline	Premiumline
3361 01 XX	Sink basin right inclusive Waste system, Round hand-operated	1.183,-	1.332,-
3362 01 XX	Sink basin left inclusive Waste system, Round hand-operated	1.183,-	1.332,-
3361 02 XX	Sink basin right inclusive Waste system, Round pop-up	1.302,-	1.451,-
3362 02 XX	Sink basin left inclusive Waste system, Round pop-up	1.302,-	1.451,-

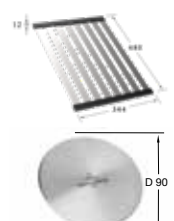
Classicline CeramicPlus

R1 White Alpin CeramicPlus	RW Stone White CeramicPlus	KR Crema CeramicPlus
FU Ivory CeramicPlus	AM Almond CeramicPlus	SM Steam CeramicPlus
KD Fossil CeramicPlus	SL Stone CeramicPlus	i4 Graphite CeramicPlus

Premiumline CeramicPlus

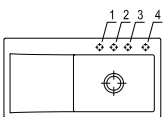
KG Snow White CeramicPlus	J0 Chromit CeramicPlus
S5 Ebony CeramicPlus	
TR Timber CeramicPlus	

Ref.	Optional accessories / spare parts	Price
9K08 00 K1	Rolling mat	144,-
9K13 00 71	Folding draining rack	164,-
9K13 00 05	Folding draining rack	164,-
8K36 10 00	Universal cutting board, walnut	219,-
9624 15 LC	Cap waste cover	47,-
8276 00 61	Waste system, Round hand-operated, chrome	84,-
8286 10 00	Waste system, Round pop-up	203,-

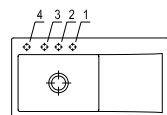


View of holes for tap fittings

3361



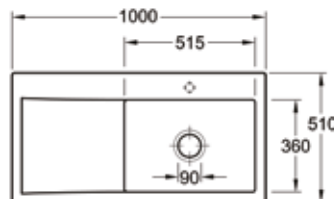
3362



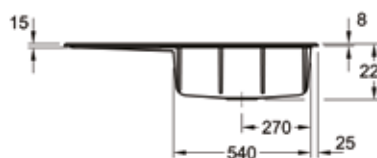
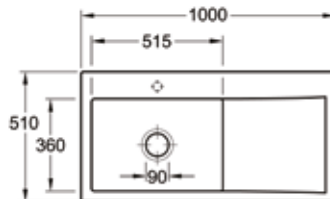
When ordering, please specify the tap hole you would like us to drill for you, by using tap hole reference number (see page 6).
Diameter: ca. 35 mm
Additional charge: 9,00 €/model.

Engineering data

3361



3362



Please refer to the assembly instructions
Recess in worktop: 97 x 48 cm

SUBWAY STYLE 60 S

€ excl. VAT



- All-round ledge supports practical accessories
- For surface-mounted installation
- Minimum width of undersink cabinet: 60 cm
- Registered design
- Compatible with all soap dispensers on pages 99
- Further selection of cover caps for turn lever on page 103



BUILT-IN SINKS

Ref.	Description (for XX, please enter colour number)	Classicline	Premiumline
3366 01 XX	Sink inclusive Waste system, Round hand-operated and Draining rack, Angular	1.041,-	1.155,-
336A 01 XX	Sink inclusive Waste system, Round hand-operated and Draining rack, Angular	1.041,-	1.155,-
3366 02 XX	Sink inclusive Waste system, Round pop-up and Draining rack, Angular	1.155,-	1.269,-
336A 02 XX	Sink inclusive Waste system, Round pop-up and Draining rack, Angular	1.155,-	1.269,-


Classicline CeramicPlus

R1 White Alpin CeramicPlus	RW Stone White CeramicPlus	KR Crema CeramicPlus
FU Ivory CeramicPlus	AM Almond CeramicPlus	SM Steam CeramicPlus
KD Fossil CeramicPlus	SL Stone CeramicPlus	i4 Graphite CeramicPlus

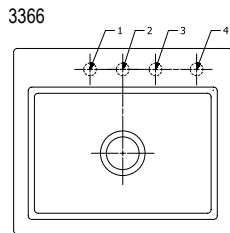
Premiumline CeramicPlus

KG Snow White CeramicPlus	J0 Chromit CeramicPlus
S5 Ebony CeramicPlus	
TR Timber CeramicPlus	

Ref.	Optional accessories / spare parts	Price
8K42 10 00	European oak cutting board	105,-
9624 15 LC	Cap waste cover	47,-
8276 00 61	Waste system, Round hand-operated, chrome	84,-
8286 10 00	Waste system, Round pop-up	203,-
9K14 00 71	Draining rack	110,-
8K38 00 K1	Strainer bowl	164,-

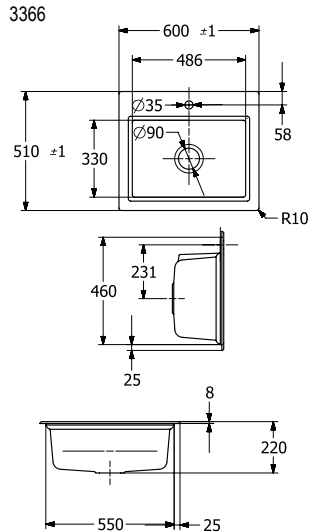


View of holes for tap fittings



When ordering, please specify the tap hole you would like us to drill for you, by using tap hole reference number (see page 6).
Diameter: ca. 35 mm
Additional charge: 9,00 €/model.

Engineering data



Please refer to the assembly instructions
Recess in worktop: 57 x 48 cm

SUBWAY 60

€ excl. VAT

BUILT-IN SINKS



- Available with bowl on the right or left-hand side
- For surface-mounted installation
- Minimum width of undersink cabinet: 60 cm
- Registered design
- Compatible with all soap dispensers on pages 99
- Further selection of cover caps for turn lever on page 103



Ref.	Description (for XX, please enter colour number)	Classicline	Premiumline
6712 01 XX	Sink basin right inclusive Waste system, Round hand-operated	1.246,-	1.401,-
6770 01 XX	Sink basin left inclusive Waste system, Round hand-operated	1.246,-	1.401,-
6712 02 XX	Sink basin right inclusive Waste system, Round pop-up	1.341,-	1.496,-
6770 02 XX	Sink basin left inclusive Waste system, Round pop-up	1.341,-	1.496,-


Classicline CeramicPlus

R1 White Alpin CeramicPlus	RW Stone White CeramicPlus	KR Crema CeramicPlus
FU Ivory CeramicPlus	AM Almond CeramicPlus	SM Steam CeramicPlus
KD Fossil CeramicPlus	SL Stone CeramicPlus	i4 Graphite CeramicPlus

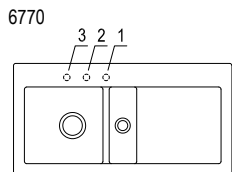
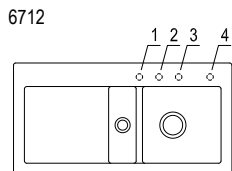
Premiumline CeramicPlus

KG Snow White CeramicPlus	J0 Chromit CeramicPlus
S5 Ebony CeramicPlus	
TR Timber CeramicPlus	

Ref.	Optional accessories / spare parts	Price
9K08 00 K1	Rolling mat	144,-
8K33 10 00	Walnut cutting board with compact core	190,-
8K36 10 00	Universal cutting board, walnut	219,-
9K04 00 K1	Inset strainer	82,-
9624 15 LC	Cap waste cover	47,-
8214 00 61	Waste system, Round hand-operated, chrome	108,-
8215 10 00	Waste system, Round pop-up	203,-
9K13 00 71	Folding draining rack	164,-
8K37 00 K1	Strainer bowl	153,-

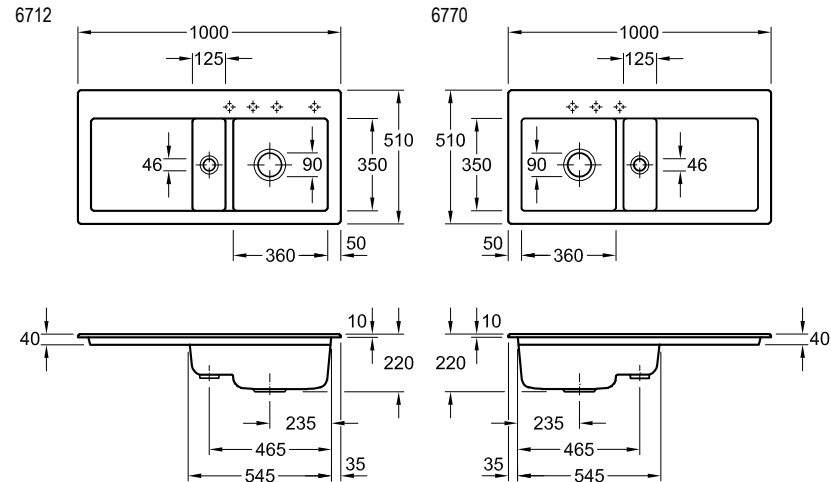


View of holes for tap fittings



When ordering, please specify the tap hole you would like us to drill for you, by using tap hole reference number (see page 6).
Diameter: ca. 35 mm
Additional charge: 9,00 €/model.

Engineering data



Please refer to the assembly instructions
Recess in worktop: 97 x 48 cm

SUBWAY 60 S

€ excl. VAT



- For surface-mounted installation
- Minimum width of undersink cabinet: 60 cm
- Registered design
- Compatible with all soap dispensers on pages 99
- Further selection of cover caps for turn lever on page 103



BUILT-IN SINKS

Ref.	Description (for XX, please enter colour number)	Classicline	Premiumline
3309 01 XX	Sink inclusive Waste system, Round hand-operated	1.065,-	1.197,-
3309 02 XX	Sink inclusive Waste system, Round pop-up	1.184,-	1.316,-


Classicline CeramicPlus

R1 White Alpin CeramicPlus	RW Stone White CeramicPlus	KR Crema CeramicPlus
FU Ivory CeramicPlus	AM Almond CeramicPlus	SM Steam CeramicPlus
KD Fossil CeramicPlus	SL Stone CeramicPlus	i4 Graphite CeramicPlus

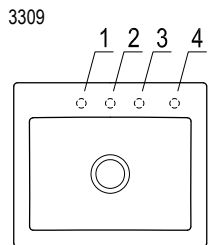
Premiumline CeramicPlus

KG Snow White CeramicPlus	J0 Chromit CeramicPlus
S5 Ebony CeramicPlus	
TR Timber CeramicPlus	

Ref.	Optional accessories / spare parts	Price
9K08 00 K1	Rolling mat	144,-
8K33 10 00	Walnut cutting board with compact core	190,-
8K36 10 00	Universal cutting board, walnut	219,-
9K04 00 K1	Inset strainer	82,-
9624 15 LC	Cap waste cover	47,-
8276 00 61	Waste system, Round hand-operated, chrome	84,-
8286 10 00	Waste system, Round pop-up	203,-
9K13 00 71	Folding draining rack	164,-
8K37 00 K1	Strainer bowl	153,-

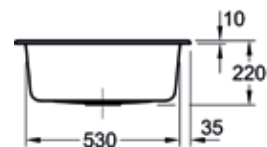
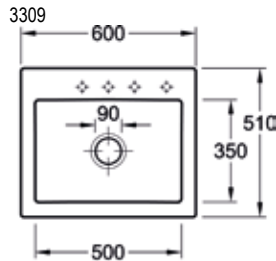


View of holes for tap fittings



When ordering, please specify the tap hole you would like us to drill for you, by using tap hole reference number (see page 6).
Diameter: ca. 35 mm
Additional charge: 9,00 €/model.

Engineering data



Please refer to the assembly instructions
Recess in worktop: 57 x 48 cm

SUBWAY 60 XM

€ excl. VAT

BUILT-IN SINKS




- For surface-mounted installation
- Minimum width of undersink cabinet: 60 cm
- Compatible with all soap dispensers on pages 99
- Further selection of cover caps for turn lever on page 103

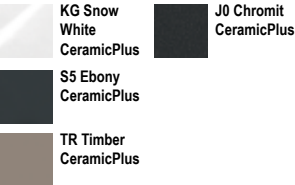


Ref.	Description (for XX, please enter colour number)	Classicline	Premiumline
6780 01 XX	Sink inclusive Waste system, Round hand-operated	1.117,-	1.252,-
6780 02 XX	Sink inclusive Waste system, Round pop-up	1.212,-	1.347,-

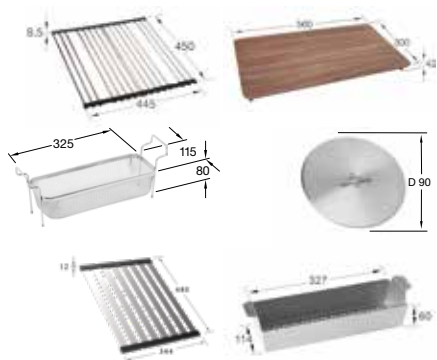
Classicline CeramicPlus



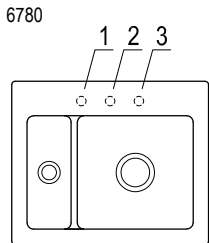
Premiumline CeramicPlus



Ref.	Optional accessories / spare parts	Price
9K08 00 K1	Rolling mat	144,-
8K36 10 00	Universal cutting board, walnut	219,-
9K04 00 K1	Inset strainer	82,-
9624 15 LC	Cap waste cover	47,-
8214 00 61	Waste system, Round hand-operated, chrome	108,-
8215 10 00	Waste system, Round pop-up	203,-
9K13 00 71	Folding draining rack	164,-
8K37 00 K1	Strainer bowl	153,-

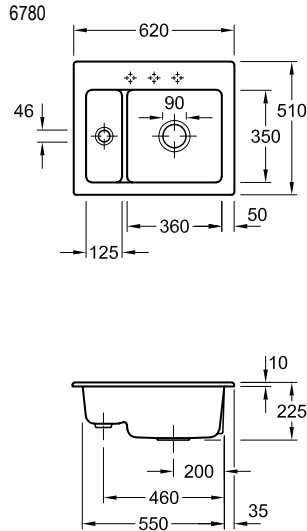


View of holes for tap fittings



When ordering, please specify the tap hole you would like us to drill for you, by using tap hole reference number (see page 6).
Diameter: ca. 35 mm
Additional charge: 9,00 €/model.

Engineering data



Please refer to the assembly instructions
Recess in worktop: 59 x 48 cm

TIMELINE 60

€ excl. VAT



- **The sink is reversible**
- For surface-mounted installation
- Minimum width of undersink cabinet: 60 cm
- Compatible with all soap dispensers on pages 99
- Further selection of cover caps for turn lever on page 103



Ref.	Description (for XX, please enter colour number)	Classicline	Premiumline
6790 01 XX	Sink inclusive Waste system, Round hand-operated	1.293,-	1.459,-
6790 02 XX	Sink inclusive Waste system, Round pop-up	1.412,-	1.578,-

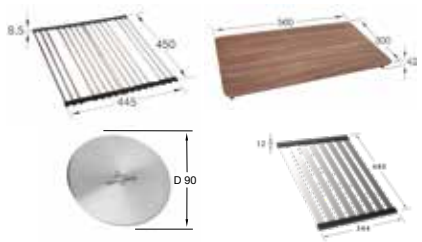
Classicline CeramicPlus

R1 White Alpin CeramicPlus	RW Stone White CeramicPlus	KR Crema CeramicPlus
FU Ivory CeramicPlus	AM Almond CeramicPlus	SM Steam CeramicPlus
KD Fossil CeramicPlus	SL Stone CeramicPlus	i4 Graphite CeramicPlus

Premiumline CeramicPlus

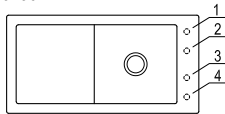
KG Snow White CeramicPlus	J0 Chromit CeramicPlus
S5 Ebony CeramicPlus	
TR Timber CeramicPlus	

Ref.	Optional accessories / spare parts	Price
9K08 00 K1	Rolling mat	144,-
8K36 10 00	Universal cutting board, walnut	219,-
9624 15 LC	Cap waste cover	47,-
8276 00 61	Waste system, Round hand-operated, chrome	84,-
8286 10 00	Waste system, Round pop-up	203,-
9K13 00 71	Folding draining rack	164,-



View of holes for tap fittings

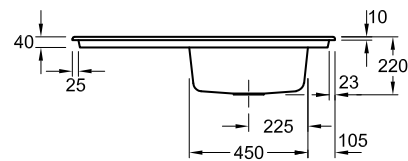
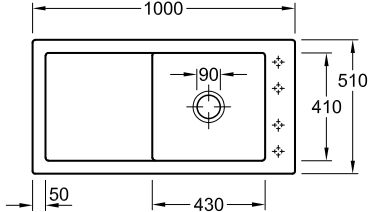
6790



When ordering, please specify the tap hole you would like us to drill for you, by using tap hole reference number (see page 6).
Diameter: ca. 35 mm
Additional charge: 9,00 €/model.

Engineering data

6790



Please refer to the assembly instructions
Recess in worktop: 97 x 48 cm




- **The sink is reversible**
- For surface-mounted installation
- Minimum width of undersink cabinet: 50 cm
- Compatible with all soap dispensers on pages 99
- Further selection of cover caps for turn lever on page 103

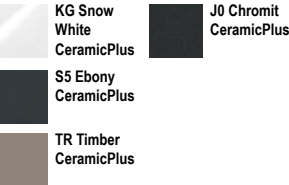


Ref.	Description (for XX, please enter colour number)	Classicline	Premiumline
3350 01 XX	Sink inclusive Waste system, Round hand-operated	837,-	934,-
3350 02 XX	Sink inclusive Waste system, Round pop-up	956,-	1.053,-

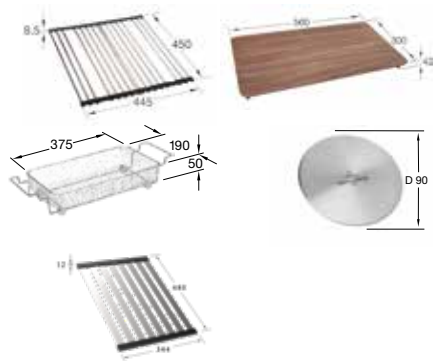
Classicline CeramicPlus



Premiumline CeramicPlus

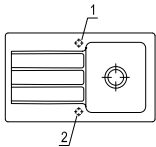


Ref.	Optional accessories / spare parts	Price
9K08 00 K1	Rolling mat	144,-
8K36 10 00	Universal cutting board, walnut	219,-
8345 47 K1	Inset strainer	160,-
9624 15 LC	Cap waste cover	47,-
8276 00 61	Waste system, Round hand-operated, chrome	84,-
8286 10 00	Waste system, Round pop-up	203,-
9K13 00 71	Folding draining rack	164,-



View of holes for tap fittings

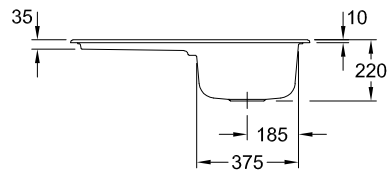
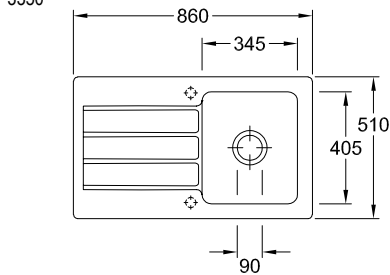
3350



When ordering, please specify the tap hole you would like us to drill for you, by using tap hole reference number (see page 6).
Diameter: ca. 35 mm
Additional charge: 9,00 €/model.

Engineering data

3350



Please refer to the assembly instructions
Recess in worktop: 83 x 48 cm

FLAVIA 50

€ excl. VAT



- **The sink is reversible**
- For surface-mounted installation
- Minimum width of undersink cabinet: 50 cm
- Compatible with all soap dispensers on pages 99
- Further selection of cover caps for turn lever on page 103



BUILT-IN SINKS

Ref.	Description (for XX, please enter colour number)	Classicline	Premiumline
3305 01 XX	Sink inclusive Waste system, Round hand-operated	1.179,-	1.324,-
3305 02 XX	Sink inclusive Waste system, Round pop-up	1.274,-	1.419,-

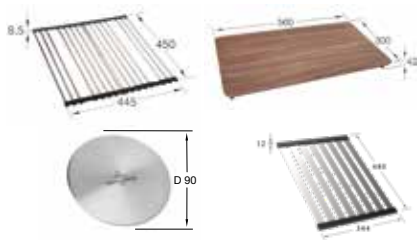
Classicline CeramicPlus

R1 White Alpin CeramicPlus	RW Stone White CeramicPlus	KR Crema CeramicPlus
FU Ivory CeramicPlus	AM Almond CeramicPlus	SM Steam CeramicPlus
KD Fossil CeramicPlus	SL Stone CeramicPlus	i4 Graphite CeramicPlus

Premiumline CeramicPlus

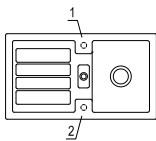
KG Snow White CeramicPlus	J0 Chromit CeramicPlus
S5 Ebony CeramicPlus	
TR Timber CeramicPlus	

Ref.	Optional accessories / spare parts	Price
9K08 00 K1	Rolling mat	144,-
8K36 10 00	Universal cutting board, walnut	219,-
9624 15 LC	Cap waste cover	47,-
8K93 00 61	Waste system, Round hand-operated, chrome	108,-
8K97 10 00	Waste system, Round pop-up	203,-
9K13 00 71	Folding draining rack	164,-



View of holes for tap fittings

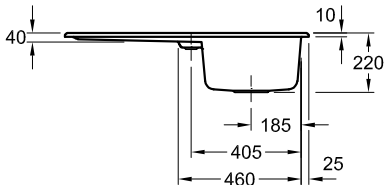
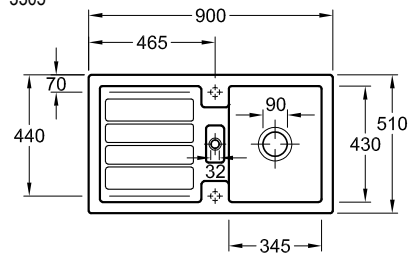
3305



When ordering, please specify the tap hole you would like us to drill for you, by using tap hole reference number (see page 6).
Diameter: ca. 35 mm
Additional charge: 9,00 €/model.

Engineering data

3305



Please refer to the assembly instructions
Recess in worktop: 87 x 48 cm

SILUET 50

€ excl. VAT

BUILT-IN SINKS




- **The sink is reversible**
- For surface-mounted installation
- Minimum width of undersink cabinet: 50 cm
- Steamer container 1/3 compatible with salad basket
- **Material: TitanCeram**
- Compatible with all soap dispensers on pages 99
- Further selection of cover caps for turn lever on page 103

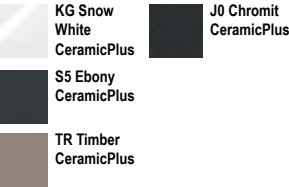


Ref.	Description (for XX, please enter colour number)	Classicline	Premiumline
3335 01 XX	Sink inclusive Waste system, Round hand-operated	1.213,-	1.367,-
3335 02 XX	Sink inclusive Waste system, Round pop-up	1.332,-	1.486,-

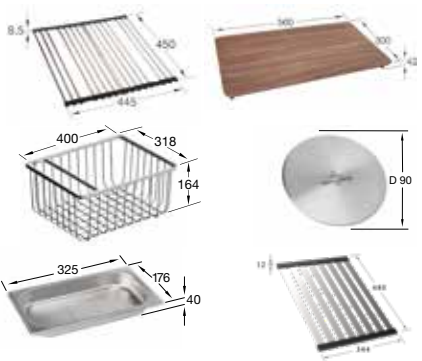
Classicline CeramicPlus



Premiumline CeramicPlus

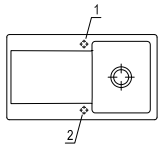


Ref.	Optional accessories / spare parts	Price
9K08 00 K1	Rolling mat	144,-
8K36 10 00	Universal cutting board, walnut	219,-
9K11 00 K1	Salad basket	258,-
9624 15 LC	Cap waste cover	47,-
8299 06 K1	Steamer tray 1/3	61,-
8276 00 61	Waste system, Round hand-operated, chrome	84,-
8286 10 00	Waste system, Round pop-up	203,-
9K13 00 71	Folding draining rack	164,-



View of holes for tap fittings

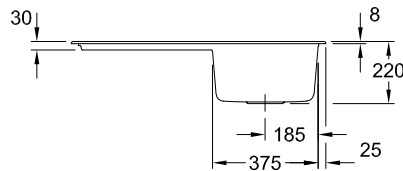
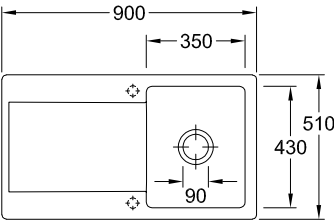
3335



When ordering, please specify the tap hole you would like us to drill for you, by using tap hole reference number (see page 6).
Diameter: ca. 35 mm
Additional charge: 9,00 €/model.

Engineering data

3335



Please refer to the assembly instructions
Recess in worktop: 87 x 48 cm

SILUET 50 S

€ excl. VAT



- For surface-mounted installation
- Flexible installation of the sink: the strainer bowl can be positioned at the back or to either the right- or left-hand side
- Minimum width of undersink cabinet: 50 cm
- **Material: TitanCeram**
- Compatible with all soap dispensers on pages 99
- Further selection of cover caps for turn lever on page 103



BUILT-IN SINKS

Ref.	Description (for XX, please enter colour number)	Classicline	Premiumline
3345 01 XX	Sink inclusive Waste system hand-operated	1.054,-	1.176,-
3345 02 XX	Sink inclusive Waste system, Round pop-up	1.118,-	1.240,-

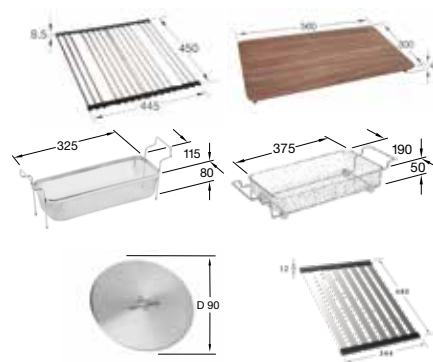
Classicline CeramicPlus

R1 White Alpin CeramicPlus	RW Stone White CeramicPlus	KR Crema CeramicPlus
FU Ivory CeramicPlus	AM Almond CeramicPlus	SM Steam CeramicPlus
KD Fossil CeramicPlus	SL Stone CeramicPlus	i4 Graphite CeramicPlus

Premiumline CeramicPlus

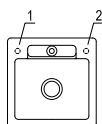
KG Snow White CeramicPlus	J0 Chromit CeramicPlus
S5 Ebony CeramicPlus	
TR Timber CeramicPlus	

Ref.	Optional accessories / spare parts	Price
9K08 00 K1	Rolling mat	144,-
8K36 10 00	Universal cutting board, walnut	219,-
9K04 00 K1	Inset strainer	82,-
8345 47 K1	Inset strainer	160,-
9624 15 LC	Cap waste cover	47,-
8K94 00 61	Waste system, Round hand-operated, chrome	135,-
8K82 10 00	Waste system, Round pop-up	199,-
9K13 00 71	Folding draining rack	164,-



View of holes for tap fittings

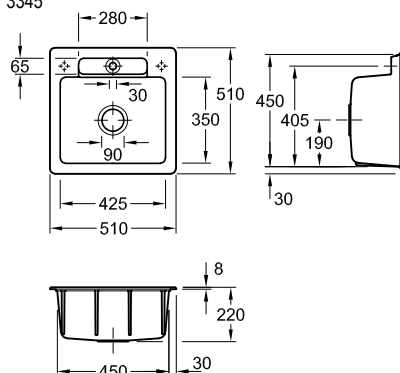
3345



When ordering, please specify the tap hole you would like us to drill for you, by using tap hole reference number (see page 6).
Diameter: ca. 35 mm
Additional charge: 9,00 €/model.

Engineering data

3345



Please refer to the assembly instructions
Recess in worktop: 48 x 48 cm

SUBWAY STYLE 50

€ excl. VAT



- Available with bowl on the right or left-hand side
- For surface-mounted installation
- Minimum width of undersink cabinet: 50 cm
- Registered design
- Compatible with all soap dispensers on pages 99
- Further selection of cover caps for turn lever on page 103



Ref.	Description (for XX, please enter colour number)	Classicline	Premiumline
3351 01 XX	Sink basin right inclusive Waste system, Round hand-operated	1.088,-	1.223,-
3352 01 XX	Sink basin left inclusive Waste system, Round hand-operated	1.088,-	1.223,-
3351 02 XX	Sink basin right inclusive Waste system, Round pop-up	1.207,-	1.342,-
3352 02 XX	Sink basin left inclusive Waste system, Round pop-up	1.207,-	1.342,-


Classicline CeramicPlus

R1 White Alpin CeramicPlus	RW Stone White CeramicPlus	KR Crema CeramicPlus
FU Ivory CeramicPlus	AM Almond CeramicPlus	SM Steam CeramicPlus
KD Fossil CeramicPlus	SL Stone CeramicPlus	i4 Graphite CeramicPlus

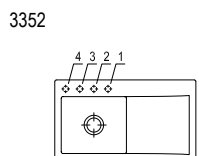
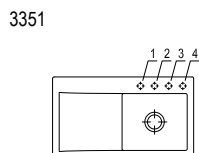
Premiumline CeramicPlus

KG Snow White CeramicPlus	J0 Chromit CeramicPlus
S5 Ebony CeramicPlus	
TR Timber CeramicPlus	

Ref.	Optional accessories / spare parts	Price
9K08 00 K1	Rolling mat	144,-
9K13 00 71	Folding draining rack	164,-
9K13 00 05	Folding draining rack	164,-
8K36 10 00	Universal cutting board, walnut	219,-
9K11 00 K1	Salad basket	258,-
9624 15 LC	Cap waste cover	47,-
8299 06 K1	Steamer tray 1/3	61,-
8276 00 61	Waste system, Round hand-operated, chrome	84,-
8286 10 00	Waste system, Round pop-up	203,-

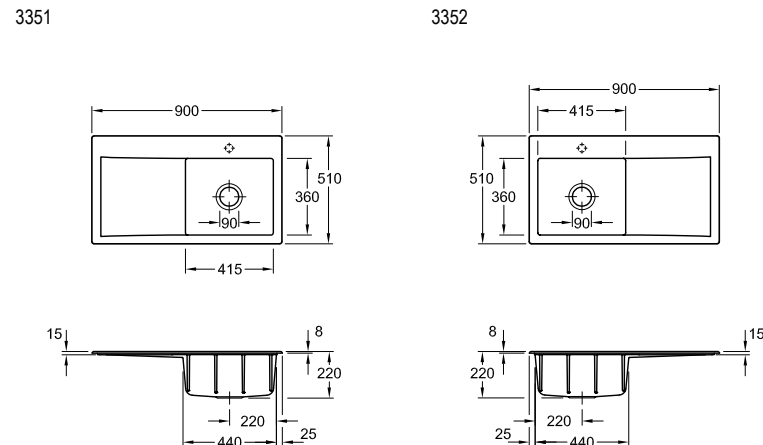


View of holes for tap fittings



When ordering, please specify the tap hole you would like us to drill for you, by using tap hole reference number (see page 6).
Diameter: ca. 35 mm
Additional charge: 9,00 €/model.

Engineering data



Please refer to the assembly instructions
Recess in worktop: 87 x 48 cm

SUBWAY STYLE 50 S

€ excl. VAT



- All-round ledge supports practical accessories
- For surface-mounted installation
- Minimum width of undersink cabinet: 50 cm
- Registered design
- Compatible with all soap dispensers on pages 99
- Further selection of cover caps for turn lever on page 103



BUILT-IN SINKS

Ref.	Description (for XX, please enter colour number)	Classicline	Premiumline
3355 01 XX	Sink inclusive Waste system, Round hand-operated and Draining rack, Angular	860,-	951,-
335A 01 XX	Sink inclusive Waste system, Round hand-operated and Draining rack, Angular	860,-	951,-
3355 02 XX	Sink inclusive Waste system, Round pop-up and Draining rack, Angular	969,-	1.060,-
335A 02 XX	Sink inclusive Waste system, Round pop-up and Draining rack, Angular	969,-	1.060,-


Classicline CeramicPlus

R1 White Alpin CeramicPlus	RW Stone White CeramicPlus	KR Crema CeramicPlus
FU Ivory CeramicPlus	AM Almond CeramicPlus	SM Steam CeramicPlus
KD Fossil CeramicPlus	SL Stone CeramicPlus	i4 Graphite CeramicPlus

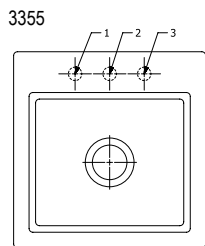
Premiumline CeramicPlus

KG Snow White CeramicPlus	J0 Chromit CeramicPlus
S5 Ebony CeramicPlus	
TR Timber CeramicPlus	

Ref.	Optional accessories / spare parts	Price
8K42 10 00	European oak cutting board	105,-
8K43 00 00	Universal cutting board made of European oak	175,-
9624 15 LC	Cap waste cover	47,-
8276 00 61	Waste system, Round hand-operated, chrome	84,-
8286 10 00	Waste system, Round pop-up	203,-
9K14 00 71	Draining rack	110,-
8K38 00 K1	Strainer bowl	164,-

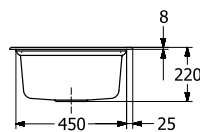
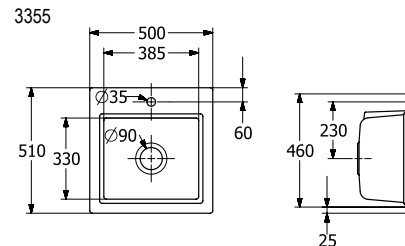


View of holes for tap fittings



When ordering, please specify the tap hole you would like us to drill for you, by using tap hole reference number (see page 6).
Diameter: ca. 35 mm
Additional charge: 9,00 €/model.

Engineering data



Please refer to the assembly instructions
Recess in worktop: 46 x 47 cm

SUBWAY 50 S

€ excl. VAT



- For surface-mounted installation
- Minimum width of undersink cabinet: 50 cm
- Steamer containers 1/3 and 2/3 compatible with salad basket
- Registered design
- Compatible with all soap dispensers on pages 99
- Further selection of cover caps for turn lever on page 103



Ref.	Description (for XX, please enter colour number)	Classicline	Premiumline
3315 01 XX	Sink inclusive Waste system, Round hand-operated	945,-	1.059,-
3315 02 XX	Sink inclusive Waste system, Round pop-up	1.064,-	1.178,-


Classicline CeramicPlus

R1 White Alpin CeramicPlus	RW Stone White CeramicPlus	KR Crema CeramicPlus
FU Ivory CeramicPlus	AM Almond CeramicPlus	SM Steam CeramicPlus
KD Fossil CeramicPlus	SL Stone CeramicPlus	i4 Graphite CeramicPlus

Premiumline CeramicPlus

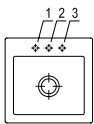
KG Snow White CeramicPlus	J0 Chromit CeramicPlus
S5 Ebony CeramicPlus	
TR Timber CeramicPlus	

Ref.	Optional accessories / spare parts	Price
9K08 00 K1	Rolling mat	144,-
8K33 10 00	Walnut cutting board with compact core	190,-
8K36 10 00	Universal cutting board, walnut	219,-
9K04 00 K1	Inset strainer	82,-
9624 15 LC	Cap waste cover	47,-
8276 00 61	Waste system, Round hand-operated, chrome	84,-
8286 10 00	Waste system, Round pop-up	203,-
9K13 00 71	Folding draining rack	164,-
8K37 00 K1	Strainer bowl	153,-



View of holes for tap fittings

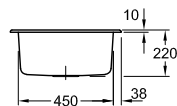
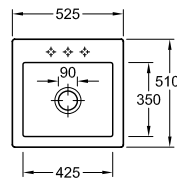
3315



When ordering, please specify the tap hole you would like us to drill for you, by using tap hole reference number (see page 6).
Diameter: ca. 35 mm
Additional charge: 9,00 €/model.

Engineering data

3315



Please refer to the assembly instructions
Recess in worktop: 49,5 x 48 cm

TIMELINE 50

€ excl. VAT




- The sink is reversible
- For surface-mounted installation
- Minimum width of undersink cabinet: 50 cm
- Compatible with all soap dispensers on pages 99
- Further selection of cover caps for turn lever on page 103



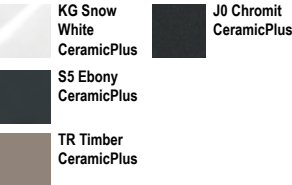
BUILT-IN SINKS

Ref.	Description (for XX, please enter colour number)	Classicline	Premiumline
3307 01 XX	Sink inclusive Waste system, Round hand-operated	1.153,-	1.298,-
3307 02 XX	Sink inclusive Waste system, Round pop-up	1.272,-	1.417,-

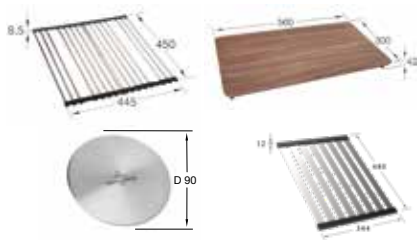
Classicline CeramicPlus



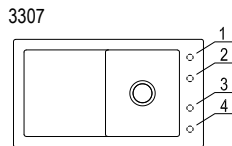
Premiumline CeramicPlus



Ref.	Optional accessories / spare parts	Price
9K08 00 K1	Rolling mat	144,-
8K36 10 00	Universal cutting board, walnut	219,-
9624 15 LC	Cap waste cover	47,-
8276 00 61	Waste system, Round hand-operated, chrome	84,-
8286 10 00	Waste system, Round pop-up	203,-
9K13 00 71	Folding draining rack	164,-

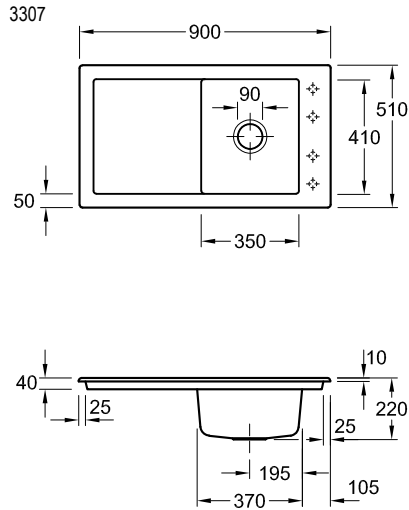


View of holes for tap fittings



When ordering, please specify the tap hole you would like us to drill for you, by using tap hole reference number (see page 6).
Diameter: ca. 35 mm
Additional charge: 9,00 €/model.

Engineering data



Please refer to the assembly instructions
Recess in worktop: 87 x 48 cm

ARCHITECTURA 45

€ excl. VAT

BUILT-IN SINKS




- **The sink is reversible**
- For surface-mounted installation
- Minimum width of undersink cabinet: 45 cm
- Compatible with all soap dispensers on pages 99
- Further selection of cover caps for turn lever on page 103



Ref.	Description (for XX, please enter colour number)	Classicline	Premiumline
3340 01 XX	Sink inclusive Waste system, Round hand-operated	811,-	904,-
3340 02 XX	Sink inclusive Waste system, Round pop-up	930,-	1.023,-

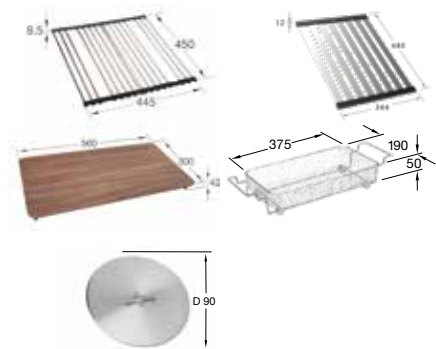
Classicline CeramicPlus



Premiumline CeramicPlus

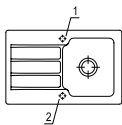


Ref.	Optional accessories / spare parts	Price
9K08 00 K1	Rolling mat	144,-
9K13 00 71	Folding draining rack	164,-
9K13 00 05	Folding draining rack	164,-
8K36 10 00	Universal cutting board, walnut	219,-
8345 47 K1	Inset strainer	160,-
9624 15 LC	Cap waste cover	47,-
8276 00 61	Waste system, Round hand-operated, chrome	84,-
8286 10 00	Waste system, Round pop-up	203,-



View of holes for tap fittings

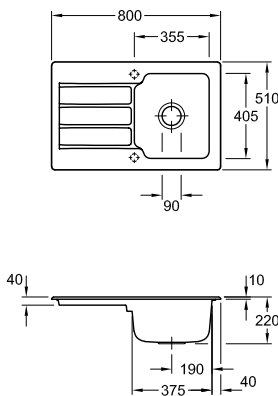
3340



When ordering, please specify the tap hole you would like us to drill for you, by using tap hole reference number (see page 6).
Diameter: ca. 35 mm
Additional charge: 9,00 €/model.

Engineering data

3340



Please refer to the assembly instructions
Recess in worktop: 77 x 48 cm

CONDOR 45

€ excl. VAT



- **The sink is reversible**
- For surface-mounted installation
- Minimum width of undersink cabinet: 45 cm
- Compatible with all soap dispensers on pages 99
- Further selection of cover caps for turn lever on page 103



BUILT-IN SINKS

Ref.	Description (for XX, please enter colour number)	Classicline	Premiumline
6745 01 XX	Sink inclusive Waste system, Round hand-operated	965,-	1.077,-
6745 02 XX	Sink inclusive Waste system, Round pop-up	1.060,-	1.172,-

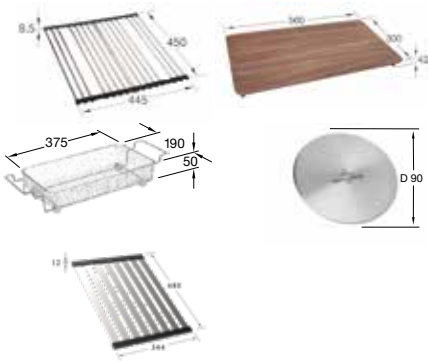
Classicline CeramicPlus

R1 White Alpin CeramicPlus	RW Stone White CeramicPlus	KR Crema CeramicPlus
FU Ivory CeramicPlus	AM Almond CeramicPlus	SM Steam CeramicPlus
KD Fossil CeramicPlus	SL Stone CeramicPlus	i4 Graphite CeramicPlus

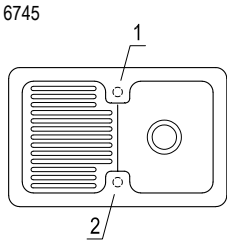
Premiumline CeramicPlus

KG Snow White CeramicPlus	J0 Chromit CeramicPlus
S5 Ebony CeramicPlus	
TR Timber CeramicPlus	

Ref.	Optional accessories / spare parts	Price
9K08 00 K1	Rolling mat	144,-
8K36 10 00	Universal cutting board, walnut	219,-
8345 47 K1	Inset strainer	160,-
9624 15 LC	Cap waste cover	47,-
8231 00 61	Waste system, Round hand-operated, chrome	108,-
8233 10 00	Waste system, Round pop-up	203,-
9K13 00 71	Folding draining rack	164,-

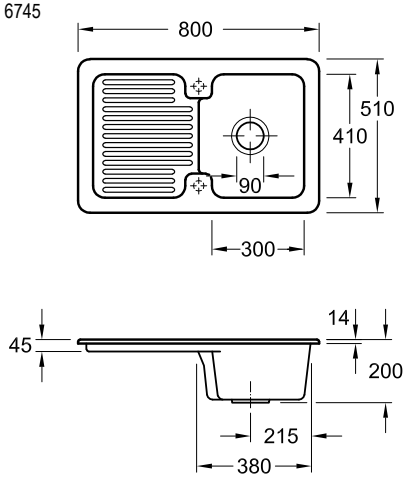


View of holes for tap fittings



When ordering, please specify the tap hole you would like us to drill for you, by using tap hole reference number (see page 6).
Diameter: ca. 35 mm
Additional charge: 9,00 €/model.

Engineering data



Please refer to the assembly instructions
Recess in worktop: 76 x 47 cm

SILUET 45

€ excl. VAT

BUILT-IN SINKS



- **The sink is reversible**
- For surface-mounted installation
- Minimum width of undersink cabinet: 45 cm
- Steamer container 1/3 compatible with salad basket
- **Material: TitanCeram**
- Compatible with all soap dispensers on pages 99
- Further selection of cover caps for turn lever on page 103



Ref.	Description (for XX, please enter colour number)	Classicline	Premiumline
3334 01 XX	Sink inclusive Waste system, Round hand-operated	1.059,-	1.189,-
3334 02 XX	Sink inclusive Waste system, Round pop-up	1.178,-	1.308,-

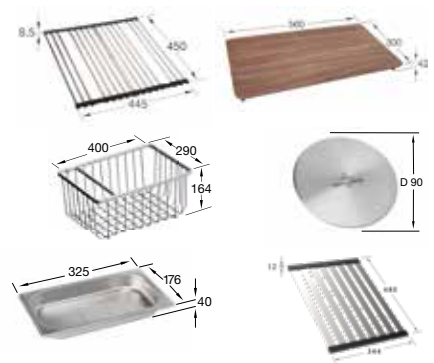
Classicline CeramicPlus

R1 White Alpin CeramicPlus	RW Stone White CeramicPlus	KR Crema CeramicPlus
FU Ivory CeramicPlus	AM Almond CeramicPlus	SM Steam CeramicPlus
KD Fossil CeramicPlus	SL Stone CeramicPlus	i4 Graphite CeramicPlus

Premiumline CeramicPlus

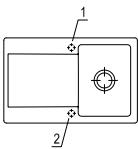
KG Snow White CeramicPlus	J0 Chromit CeramicPlus
S5 Ebony CeramicPlus	
TR Timber CeramicPlus	

Ref.	Optional accessories / spare parts	Price
9K08 00 K1	Rolling mat	144,-
8K36 10 00	Universal cutting board, walnut	219,-
9K12 00 K1	Salad basket	244,-
9624 15 LC	Cap waste cover	47,-
8299 06 K1	Steamer tray 1/3	61,-
8276 00 61	Waste system, Round hand-operated, chrome	84,-
8286 10 00	Waste system, Round pop-up	203,-
9K13 00 71	Folding draining rack	164,-



View of holes for tap fittings

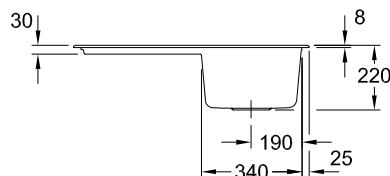
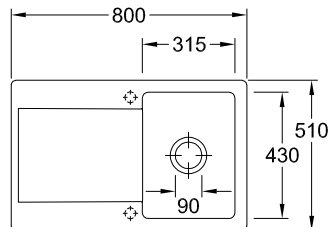
3334



When ordering, please specify the tap hole you would like us to drill for you, by using tap hole reference number (see page 6).
Diameter: ca. 35 mm
Additional charge: 9,00 €/model.

Engineering data

3334



Please refer to the assembly instructions
Recess in worktop: 77 x 48 cm

SUBWAY 45 COMPACT

€ excl. VAT



- Available with bowl on the right or left-hand side
- For surface-mounted installation
- Minimum width of undersink cabinet: 45 cm
- Compatible with all soap dispensers on pages 99
- Further selection of cover caps for turn lever on page 103



BUILT-IN SINKS

Ref.	Description (for XX, please enter colour number)	Classicline	Premiumline
3312 01 XX	Sink basin left inclusive Waste system, Round hand-operated	916,-	1.025,-
3313 01 XX	Sink basin right inclusive Waste system, Round hand-operated	916,-	1.025,-
3312 02 XX	Sink basin left inclusive Waste system, Round pop-up	1.035,-	1.144,-
3313 02 XX	Sink basin right inclusive Waste system, Round pop-up	1.035,-	1.144,-


Classicline CeramicPlus

R1 White Alpin CeramicPlus	RW Stone White CeramicPlus	KR Crema CeramicPlus
FU Ivory CeramicPlus	AM Almond CeramicPlus	SM Steam CeramicPlus
KD Fossil CeramicPlus	SL Stone CeramicPlus	i4 Graphite CeramicPlus

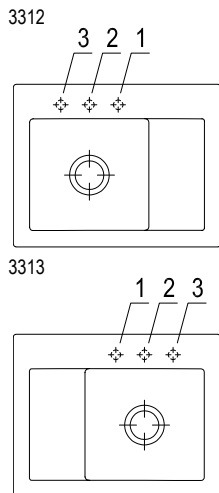
Premiumline CeramicPlus

KG Snow White CeramicPlus	J0 Chromit CeramicPlus
S5 Ebony CeramicPlus	
TR Timber CeramicPlus	

Ref.	Optional accessories / spare parts	Price
9K08 00 K1	Rolling mat	144,-
8K33 10 00	Walnut cutting board with compact core	190,-
8K36 10 00	Universal cutting board, walnut	219,-
9K04 00 K1	Inset strainer	82,-
9624 15 LC	Cap waste cover	47,-
8276 00 61	Waste system, Round hand-operated, chrome	84,-
8286 10 00	Waste system, Round pop-up	203,-
9K13 00 71	Folding draining rack	164,-
8K37 00 K1	Strainer bowl	153,-

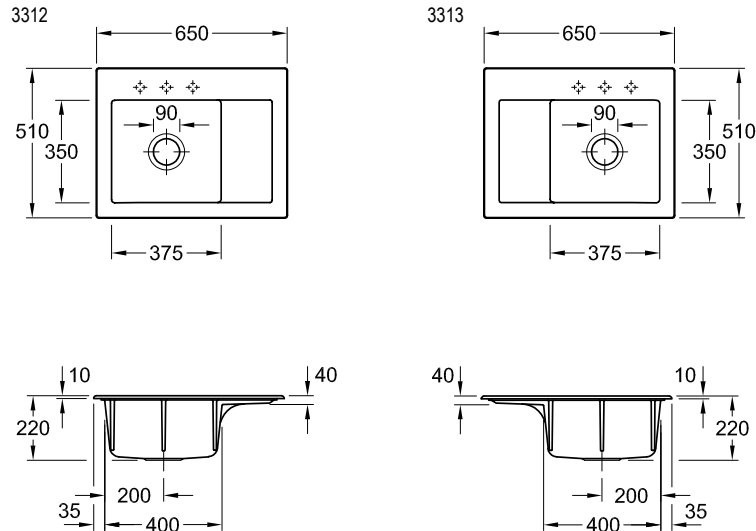


View of holes for tap fittings



When ordering, please specify the tap hole you would like us to drill for you, by using tap hole reference number (see page 6).
Diameter: ca. 35 mm
Additional charge: 9,00 €/model.

Engineering data



Please refer to the assembly instructions
Recess in worktop: 62 x 48 cm

SUBWAY 45

€ excl. VAT



- Available with bowl on the right or left-hand side
- For surface-mounted installation
- Minimum width of undersink cabinet: 45 cm
- Compatible with all soap dispensers on pages 99
- Further selection of cover caps for turn lever on page 103



Ref.	Description (for XX, please enter colour number)	Classicline	Premiumline
6714 01 XX	Sink basin right inclusive Waste system, Round hand-operated	928,-	1.038,-
6772 01 XX	Sink basin left inclusive Waste system, Round hand-operated	928,-	1.038,-
6714 02 XX	Sink basin right inclusive Waste system, Round pop-up	1.047,-	1.157,-
6772 02 XX	Sink basin left inclusive Waste system, Round pop-up	1.047,-	1.157,-


Classicline CeramicPlus

R1 White Alpin CeramicPlus	RW Stone White CeramicPlus	KR Crema CeramicPlus
FU Ivory CeramicPlus	AM Almond CeramicPlus	SM Steam CeramicPlus
KD Fossil CeramicPlus	SL Stone CeramicPlus	i4 Graphite CeramicPlus

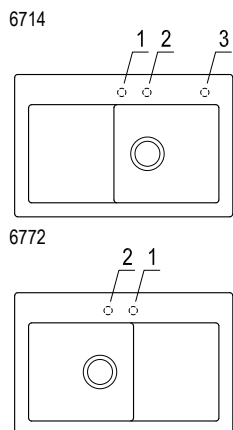
Premiumline CeramicPlus

KG Snow White CeramicPlus	J0 Chromit CeramicPlus
S5 Ebony CeramicPlus	
TR Timber CeramicPlus	

Ref.	Optional accessories / spare parts	Price
9K08 00 K1	Rolling mat	144,-
8K33 10 00	Walnut cutting board with compact core	190,-
8K36 10 00	Universal cutting board, walnut	219,-
9K04 00 K1	Inset strainer	82,-
9624 15 LC	Cap waste cover	47,-
8276 00 61	Waste system, Round hand-operated, chrome	84,-
8286 10 00	Waste system, Round pop-up	203,-
9K13 00 71	Folding draining rack	164,-
8K37 00 K1	Strainer bowl	153,-

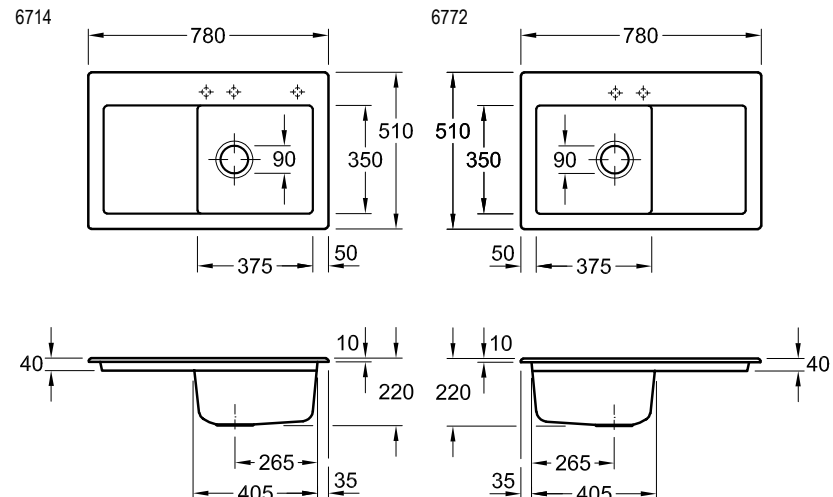


View of holes for tap fittings



When ordering, please specify the tap hole you would like us to drill for you, by using tap hole reference number (see page 6).
Diameter: ca. 35 mm
Additional charge: 9,00 €/model.

Engineering data



Please refer to the assembly instructions
Recess in worktop: 74 x 48 cm

SUBWAY STYLE 45

€ excl. VAT



- Available with bowl on the right or left-hand side
- For surface-mounted installation
- Minimum width of undersink cabinet: 45 cm
- Registered design
- Compatible with all soap dispensers on pages 99
- Further selection of cover caps for turn lever on page 103



BUILT-IN SINKS

Ref.	Description (for XX, please enter colour number)	Classicline	Premiumline
3347 01 XX	Sink basin right inclusive Waste system, Round hand-operated	805,-	902,-
3348 01 XX	Sink basin left inclusive Waste system, Round hand-operated	805,-	902,-
3347 02 XX	Sink basin right inclusive Waste system, Round pop-up	914,-	1.011,-
3348 02 XX	Sink basin left inclusive Waste system, Round pop-up	914,-	1.011,-


Classicline CeramicPlus

R1 White Alpin CeramicPlus	RW Stone White CeramicPlus	KR Crema CeramicPlus
FU Ivory CeramicPlus	AM Almond CeramicPlus	SM Steam CeramicPlus
KD Fossil CeramicPlus	SL Stone CeramicPlus	i4 Graphite CeramicPlus

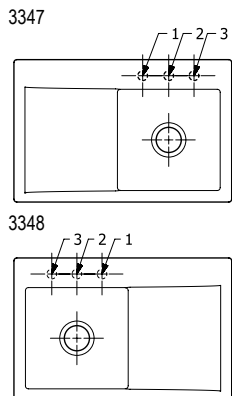
Premiumline CeramicPlus

KG Snow White CeramicPlus	J0 Chromit CeramicPlus
S5 Ebony CeramicPlus	
TR Timber CeramicPlus	

Ref.	Optional accessories / spare parts	Price
9K08 00 K1	Rolling mat	144,-
9K13 00 71	Folding draining rack	164,-
9K13 00 05	Folding draining rack	164,-
8K44 00 00	Universal cutting board made of European oak	180,-
8K45 00 00	Universal cutting board made of Thermal ash	180,-
9624 15 LC	Cap waste cover	47,-
8299 06 K1	Steamer tray 1/3	61,-
8276 00 61	Waste system, Round hand-operated, chrome	84,-
8286 10 00	Waste system, Round pop-up	203,-
9K16 00 K1	Strainer bowl	165,-

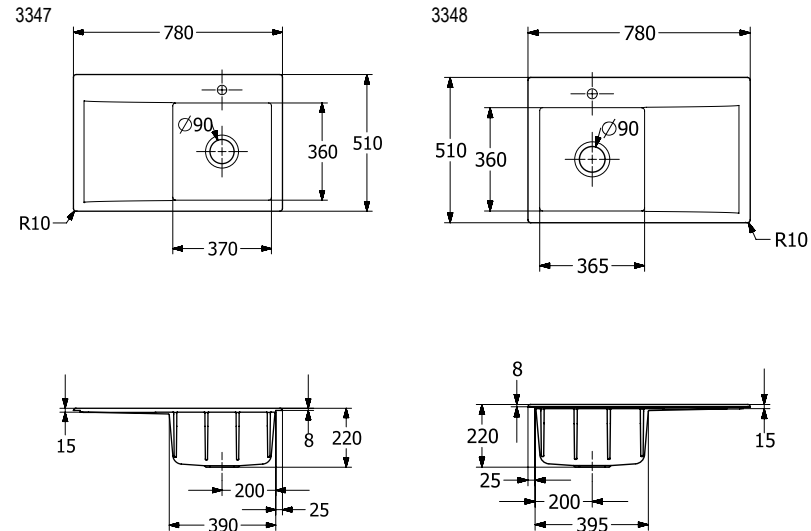


View of holes for tap fittings



When ordering, please specify the tap hole you would like us to drill for you, by using tap hole reference number (see page 6).
Diameter: ca. 35 mm
Additional charge: 9,00 €/model.

Engineering data



Please refer to the assembly instructions
Recess in worktop: 74 x 47 cm

SUBWAY 45 XS

€ excl. VAT



- For surface-mounted installation
- Minimum width of undersink cabinet: 45 cm
- Compatible with all soap dispensers on pages 99
- Further selection of cover caps for turn lever on page 103



Ref.	Description (for XX, please enter colour number)	Classicline	Premiumline
6781 01 XX	Sink inclusive Waste system, Round hand-operated	920,-	1.030,-
6781 02 XX	Sink inclusive Waste system, Round pop-up	1.039,-	1.149,-


Classicline CeramicPlus

R1 White Alpin CeramicPlus	RW Stone White CeramicPlus	KR Crema CeramicPlus
FU Ivory CeramicPlus	AM Almond CeramicPlus	SM Steam CeramicPlus
KD Fossil CeramicPlus	SL Stone CeramicPlus	i4 Graphite CeramicPlus

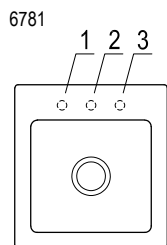
Premiumline CeramicPlus

KG Snow White CeramicPlus	J0 Chromit CeramicPlus
S5 Ebony CeramicPlus	
TR Timber CeramicPlus	

Ref.	Optional accessories / spare parts	Price
9K08 00 K1	Rolling mat	144,-
8K33 10 00	Walnut cutting board with compact core	190,-
8K36 10 00	Universal cutting board, walnut	219,-
9K04 00 K1	Inset strainer	82,-
9624 15 LC	Cap waste cover	47,-
8276 00 61	Waste system, Round hand-operated, chrome	84,-
8286 10 00	Waste system, Round pop-up	203,-
9K13 00 71	Folding draining rack	164,-
8K37 00 K1	Strainer bowl	153,-

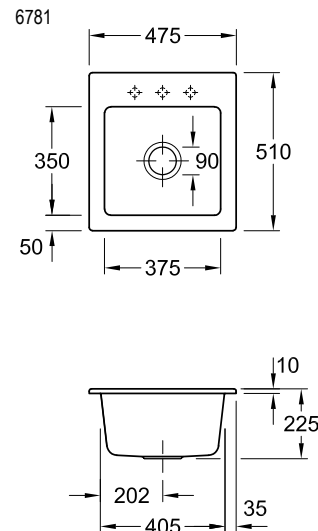


View of holes for tap fittings



When ordering, please specify the tap hole you would like us to drill for you, by using tap hole reference number (see page 6).
Diameter: ca. 35 mm
Additional charge: 9,00 €/model.

Engineering data



Please refer to the assembly instructions
Recess in worktop: 44,5 x 48 cm

UNDERCOUNTER SINKS: OVERVIEW

Undercounter sinks
60cm Size of undercabinet



Cisterna 60C
550x440 mm
6706 (46)




Subway 60 SU
545x440 mm
3310 (49)




Subway 60 XU
545x440 mm
6758 (50)

Undercounter sinks
50cm Size of undercabinet




Cisterna 50
445x445 mm
6703 (47)




Subway 50 SU
440x440 mm
3325 (51)

Undercounter sinks
45cm Size of undercabinet



Cisterna 45
370x435 mm
6704 (48)



Subway 45 SU
375x440 mm
3324 (52)

CISTERNA 60C

€ excl. VAT




- Installation in natural stone or artificial stone countertops
- Minimum width of undersink cabinet: 60 cm
- Registered design
- Possible combinations undercounter see pages XX
- Compatible with all soap dispensers on pages 99
- Further selection of cover caps for turn lever on page 103

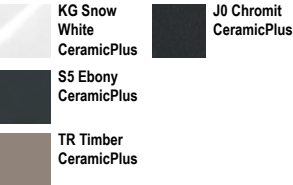


Ref.	Description (for XX, please enter colour number)	Classicline	Premiumline
6706 01 XX	Undercounter sink inclusive Waste system, Round hand-operated and Fastening set	1.091,-	1.219,-
6706 02 XX	Undercounter sink inclusive Waste system, Round pop-up and Fastening set	1.210,-	1.338,-

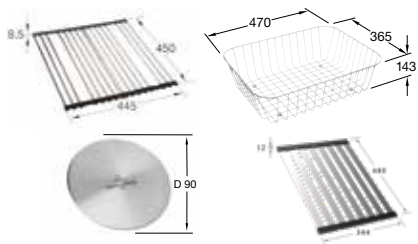
Classicline CeramicPlus



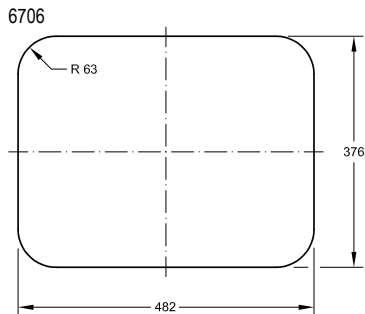
Premiumline CeramicPlus



Ref.	Optional accessories / spare parts	Price
9K08 00 K1	Rolling mat	144,-
8397 00 K1	Salad basket	178,-
9624 15 LC	Cap waste cover	47,-
8276 00 61	Waste system, Round hand-operated, chrome	84,-
8286 10 00	Waste system, Round pop-up	203,-
9K13 00 71	Folding draining rack	164,-

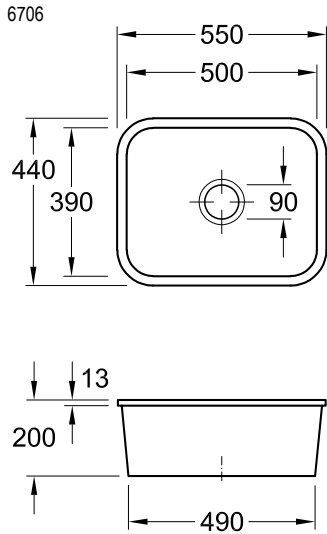


Required size of worktop



Required size of worktop
see attached template

Engineering data



Please refer to the assembly instructions

CISTERNA 50

€ excl. VAT




- Installation in natural stone or artificial stone countertops
- Minimum width of undersink cabinet: 50 cm
- Registered design
- Possible combinations undercounter see pages XX
- Compatible with all soap dispensers on pages 99
- Further selection of cover caps for turn lever on page 103

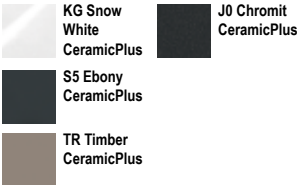


Ref.	Description (for XX, please enter colour number)	Classicline	Premiumline
6703 01 XX	Undercounter sink inclusive Waste system, Round hand-operated and Fastening set	1.013,-	1.128,-
6703 02 XX	Undercounter sink inclusive Waste system, Round pop-up and Fastening set	1.132,-	1.247,-

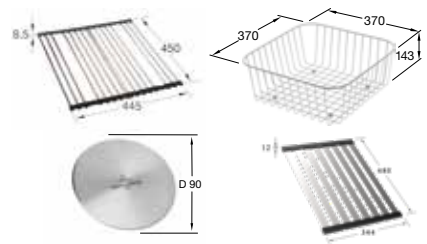
Classicline CeramicPlus



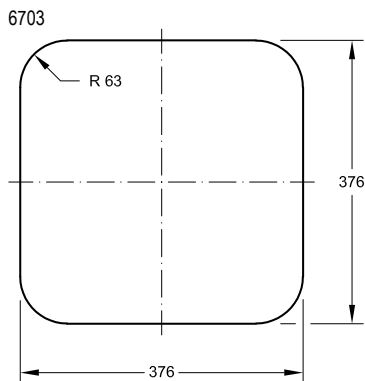
Premiumline CeramicPlus



Ref.	Optional accessories / spare parts	Price
9K08 00 K1	Rolling mat	144,-
9849 00 K1	Salad basket	178,-
9624 15 LC	Cap waste cover	47,-
8276 00 61	Waste system, Round hand-operated, chrome	84,-
8286 10 00	Waste system, Round pop-up	203,-
9K13 00 71	Folding draining rack	164,-

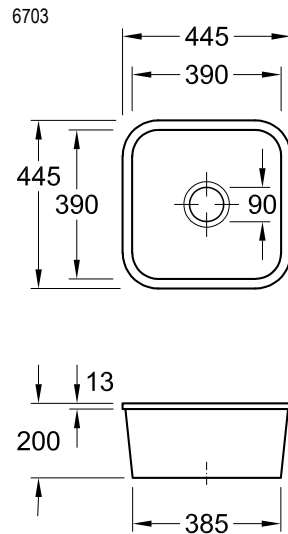


Required size of worktop



Required size of worktop
see attached template

Engineering data



Please refer to the assembly instructions

CISTERNA 45

€ excl. VAT




- Installation in natural stone or artificial stone countertops
- Minimum width of undersink cabinet: 45 cm
- Registered design
- Possible combinations undercounter see pages XX
- Compatible with all soap dispensers on pages 99
- Further selection of cover caps for turn lever on page 103

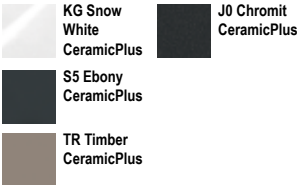


Ref.	Description (for XX, please enter colour number)	Classicline	Premiumline
6704 01 XX	Undercounter sink inclusive Waste system, Round hand-operated and Fastening set	973,-	1.083,-
6704 02 XX	Undercounter sink inclusive Waste system, Round pop-up and Fastening set	1.092,-	1.202,-


Classicline CeramicPlus



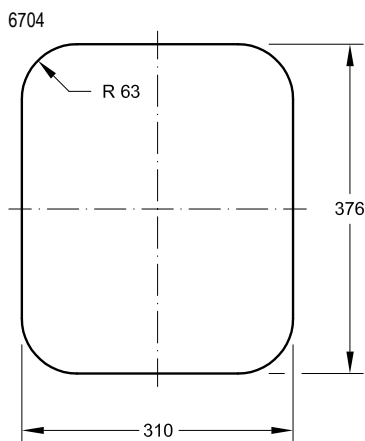
Premiumline CeramicPlus



Ref.	Optional accessories / spare parts	Price
9K08 00 K1	Rolling mat	144,-
9624 15 LC	Cap waste cover	47,-
8276 00 61	Waste system, Round hand-operated, chrome	84,-
8286 10 00	Waste system, Round pop-up	203,-
9K13 00 71	Folding draining rack	164,-

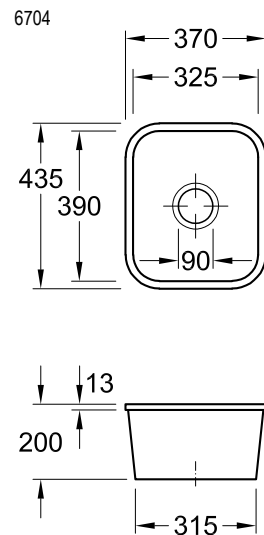


Required size of worktop



Required size of worktop
see attached template

Engineering data



Please refer to the assembly instructions

SUBWAY 60 SU

€ excl. VAT




- Installation in natural stone or artificial stone countertops
- Minimum width of undersink cabinet: 60 cm
- Possible combinations undercounter see pages XX
- Compatible with all soap dispensers on pages 99
- Further selection of cover caps for turn lever on page 103

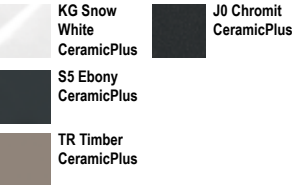


Ref.	Description (for XX, please enter colour number)	Classicline	Premiumline
3310 01 XX	Undercounter sink inclusive Waste system, Round hand-operated	1.122,-	1.262,-
3310 02 XX	Undercounter sink inclusive Waste system, Round pop-up	1.241,-	1.381,-

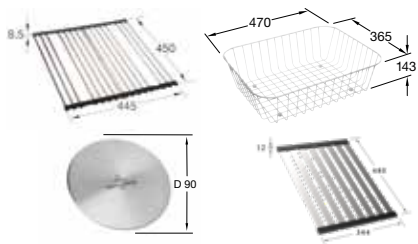
Classicline CeramicPlus



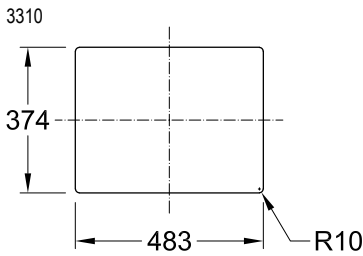
Premiumline CeramicPlus



Ref.	Optional accessories / spare parts	Price
9K08 00 K1	Rolling mat	144,-
8397 00 K1	Salad basket	178,-
9624 15 LC	Cap waste cover	47,-
8276 00 61	Waste system, Round hand-operated, chrome	84,-
8286 10 00	Waste system, Round pop-up	203,-
9K13 00 71	Folding draining rack	164,-

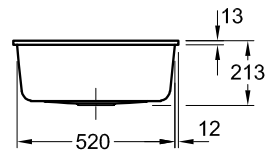
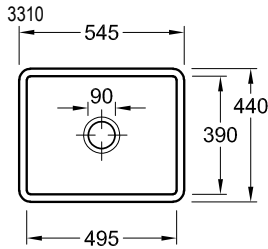


Required size of worktop



Required size of worktop
see attached template

Engineering data



Please refer to the assembly instructions

SUBWAY 60 XU

€ excl. VAT



- Installation in natural stone or artificial stone countertops
- Minimum width of undersink cabinet: 60 cm
- 2 basins, closable
- Steamer containers 1/3 and 2/3 compatible with salad basket
- Compatible with all soap dispensers on pages 99
- Further selection of cover caps for double turn lever on page 104



Ref.	Description (for XX, please enter colour number)	Classicline	Premiumline
6758 01 XX	Undercounter sink inclusive Waste system, Round hand-operated	1.174,-	1.312,-
6758 02 XX	Undercounter sink inclusive Waste system, Round pop-up	1.271,-	1.409,-


Classicline CeramicPlus

R1 White Alpin CeramicPlus	RW Stone White CeramicPlus	KR Crema CeramicPlus
FU Ivory CeramicPlus	AM Almond CeramicPlus	SM Steam CeramicPlus
KD Fossil CeramicPlus	SL Stone CeramicPlus	i4 Graphite CeramicPlus

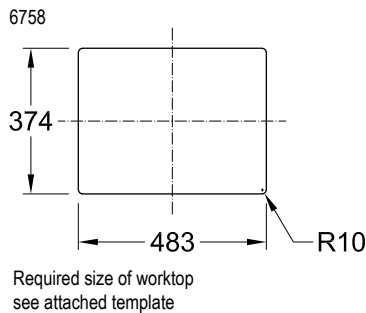
Premiumline CeramicPlus

KG Snow White CeramicPlus	J0 Chromit CeramicPlus
S5 Ebony CeramicPlus	
TR Timber CeramicPlus	

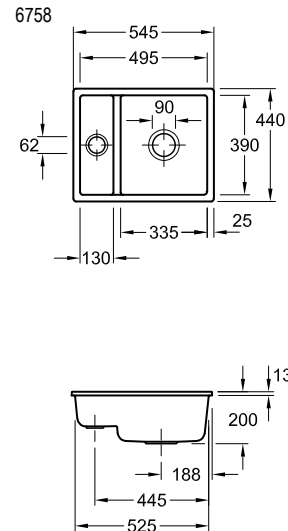
Ref.	Optional accessories / spare parts	Price
9K08 00 K1	Rolling mat	144,-
9841 00 K1	Salad basket	178,-
9624 15 LC	Cap waste cover	47,-
8299 06 K1	Steamer tray 1/3	61,-
8299 05 K1	Steamer tray 2/3	84,-
8282 00 61	Waste system, Round hand-operated, chrome	144,-
8283 10 00	Waste system, Round pop-up	241,-
9K13 00 71	Folding draining rack	164,-



Required size of worktop



Engineering data



Please refer to the assembly instructions

SUBWAY 50 SU

€ excl. VAT



- Installation in natural stone or artificial stone countertops
- Minimum width of undersink cabinet: 50 cm
- Possible combinations undercounter see pages XX
- Compatible with all soap dispensers on pages 99
- Further selection of cover caps for turn lever on page 103



Ref.	Description (for XX, please enter colour number)	Classicline	Premiumline
3325 01 XX	Undercounter sink inclusive Waste system, Round hand-operated	928,-	1.038,-
3325 02 XX	Undercounter sink inclusive Waste system, Round pop-up	1.047,-	1.157,-

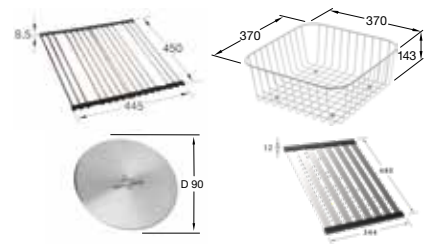
Classicline CeramicPlus

R1 White Alpin CeramicPlus	RW Stone White CeramicPlus	KR Crema CeramicPlus
FU Ivory CeramicPlus	AM Almond CeramicPlus	SM Steam CeramicPlus
KD Fossil CeramicPlus	SL Stone CeramicPlus	i4 Graphite CeramicPlus

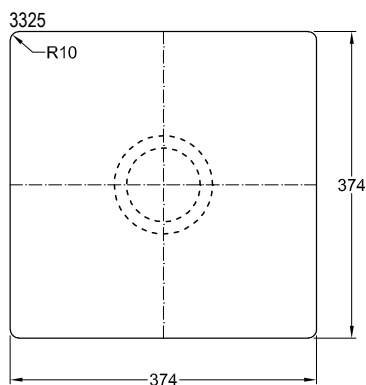
Premiumline CeramicPlus

KG Snow White CeramicPlus	J0 Chromit CeramicPlus
S5 Ebony CeramicPlus	
TR Timber CeramicPlus	

Ref.	Optional accessories / spare parts	Price
9K08 00 K1	Rolling mat	144,-
9849 00 K1	Salad basket	178,-
9624 15 LC	Cap waste cover	47,-
8276 00 61	Waste system, Round hand-operated, chrome	84,-
8286 10 00	Waste system, Round pop-up	203,-
9K13 00 71	Folding draining rack	164,-

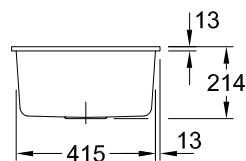
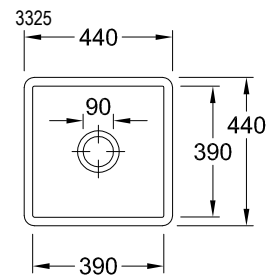


Required size of worktop



Required size of worktop
see attached template

Engineering data



Please refer to the assembly instructions

SUBWAY 45 SU

€ excl. VAT




- Installation in natural stone or artificial stone countertops
- Minimum width of undersink cabinet: 45 cm
- Possible combinations undercounter see pages XX
- Compatible with all soap dispensers on pages 99
- Further selection of cover caps for turn lever on page 103

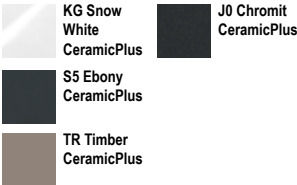


Ref.	Description (for XX, please enter colour number)	Classicline	Premiumline
3324 01 XX	Undercounter sink inclusive Waste system, Round hand-operated	912,-	1.021,-
3324 02 XX	Undercounter sink inclusive Waste system, Round pop-up	1.031,-	1.140,-


Classicline CeramicPlus



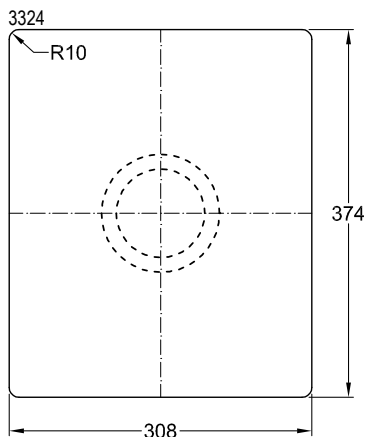
Premiumline CeramicPlus



Ref.	Optional accessories / spare parts	Price
9K08 00 K1	Rolling mat	144,-
9624 15 LC	Cap waste cover	47,-
8276 00 61	Waste system, Round hand-operated, chrome	84,-
8286 10 00	Waste system, Round pop-up	203,-
9K13 00 71	Folding draining rack	164,-

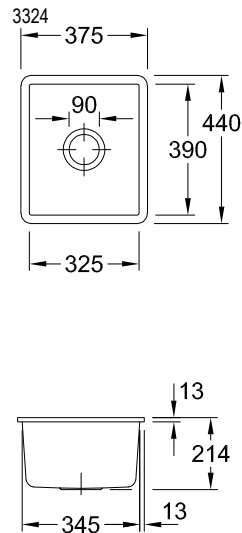


Required size of worktop



Required size of worktop
see attached template

Engineering data



Please refer to the assembly instructions

GOOD TO KNOW - PLANNING TIPS

As a particularly straight-lined sink variant, flush-fitting models integrate seamlessly into the worktop and blend perfectly into any kitchen furnishing concept.

The fact that flush-fitted sinks are integrated directly into the worktop without any supports around the rim additionally represents a major advantage in terms of hygiene.

Liquids can be wiped from the work area into the sink without leaving any deposits along the rim, for example.



FLUSH-MOUNTED SINKS

- Our sinks are ideally prepared for installation:
- plane-ground supporting rim of ideal thickness
- straight-milled sink rim with a dimensional tolerance of +/- 1mm for an ideal fit
- top edge with slight bevel to avoid injuries when fitting
- milled corner radii for a constant expansion joint throughout the cut-out

Further tips

together with installation instructions and cut-out dimensions for installing flush-fitted sinks are to be found on page 115



Scan QR code

to go straight to the video on installing flush-fitted sinks.



FLUSH-FIT SINKS: OVERVIEW

Flush-mounted sinks

60 cm Size of undercabinet



Siluet 60 flat

980x490 mm
3336 (55)



Siluet 60 R flat

980x490 mm
3337 (56)



Siluet 60 S flat

580x490 mm
3346 (57)



Subway Style 60 Flat

980x490 mm
3361 (58)



Subway Style 60 S Flat

580x490 mm
3366 (59)



Subway 60 flat

965x475 mm
6770 (60)



Subway 60 S flat

565x475 mm
3309 (61)



Subway 60 XM flat

585x475 mm
6780 (62)



Timeline 60 flat

965x475 mm
6790 (63)

Flush-mounted sinks

50 cm Size of undercabinet



Siluet 50 flat

880x490 mm
3335 (64)



Siluet 50 S flat

490x490 mm
3345 (65)



Subway Style 50 Flat

880x490 mm
3351 (66)



Subway 50 S flat

490x475 mm
3315 (68)



Timeline 50 flat

865x475 mm
3307 (69)

Undercounter sinks

45cm Size of undercabinet



Siluet 45 flat

780x490 mm
3334 (70)



Subway 45 flat

745x475 mm
6772 (71)



Subway 45 XS flat

440x475 mm
6781 (73)

SILUET 60 FLAT

€ excl. VAT



- **The sink is reversible**
- For flush-fit installation in natural stone, ceramic, glass and quartz stone worktops
- Minimum width of undersink cabinet: 60 cm
- Minimum thickness of the countertop when placed with a dishwasher: at least 3 cm
- Steamer containers 1/3 and 2/3 compatible with salad basket
- **Material: TitanCeram**
- Compatible with all soap dispensers on pages 99
- Further selection of cover caps for turn lever on page 103



Ref.	Description (for XX, please enter colour number)	Classicline	Premiumline
3336 1F XX	Sink inclusive Waste system, Round hand-operated	1.483,-	1.677,-
3336 2F XX	Sink inclusive Waste system, Round pop-up	1.602,-	1.796,-


Classicline CeramicPlus

R1 White Alpin CeramicPlus	RW Stone White CeramicPlus
FU Ivory CeramicPlus	KR Crema CeramicPlus
KD Fossil CeramicPlus	i4 Graphite CeramicPlus

Premiumline CeramicPlus

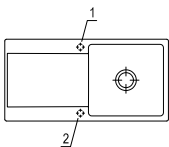
KG Snow White CeramicPlus
S5 Ebony CeramicPlus
J0 Chromit CeramicPlus

Ref.	Optional accessories / spare parts	Price
9K08 00 K1	Rolling mat	144,-
8K36 10 00	Universal cutting board, walnut	219,-
9K10 00 K1	Salad basket	272,-
9220 58 00	Installation kit	26,-
9624 15 LC	Cap waste cover	47,-
8299 06 K1	Steamer tray 1/3	61,-
8299 05 K1	Steamer tray 2/3	84,-
8276 00 61	Waste system, Round hand-operated, chrome	84,-
8286 10 00	Waste system, Round pop-up	203,-
9K13 00 71	Folding draining rack	164,-



View of holes for tap fittings

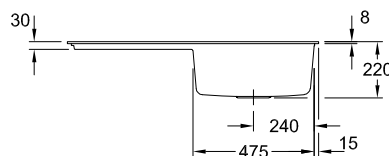
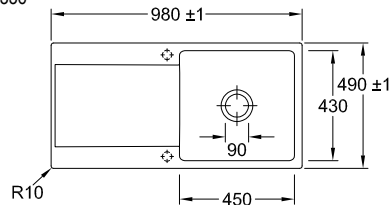
3336



When ordering, please specify the tap hole you would like us to drill for you, by using tap hole reference number (see page 6).
Diameter: ca. 35 mm
Additional charge: 9,00 €/model.

Engineering data

3336



Please refer to the assembly instructions and cut-out dimensions of the countertop on page 111

SILUET 60 R FLAT

€ excl. VAT




- **The sink is reversible**
- For flush-fit installation in natural stone, ceramic, glass and quartz stone worktops
- Minimum width of undersink cabinet: 60 cm
- Minimum thickness of the countertop when placed with a dishwasher: at least 3 cm
- Compatible with steamer container 1/3
- **Material: TitanCeram**
- Compatible with all soap dispensers on pages 99
- Further selection of cover caps for turn lever on page 103

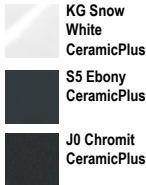


Ref.	Description (for XX, please enter colour number)	Classicline	Premiumline
3337 1F XX	Sink inclusive Waste system, Round hand-operated	1.569,-	1.772,-
3337 2F XX	Sink inclusive Waste system, Round pop-up	1.664,-	1.867,-

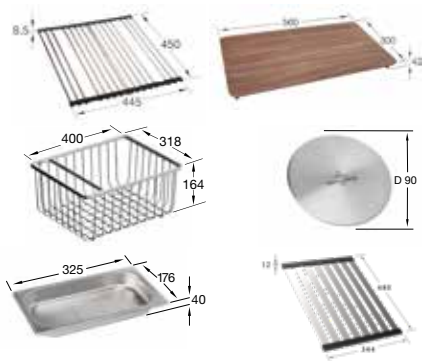
Classicline CeramicPlus



Premiumline CeramicPlus

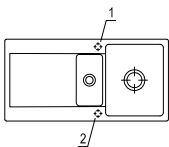


Ref.	Optional accessories / spare parts	Price
9K08 00 K1	Rolling mat	144,-
8K36 10 00	Universal cutting board, walnut	219,-
9K11 00 K1	Salad basket	258,-
9220 58 00	Installation kit	26,-
9624 15 LC	Cap waste cover	47,-
8299 06 K1	Steamer tray 1/3	61,-
8K92 00 61	Waste system, Round hand-operated, chrome	108,-
8K96 10 00	Waste system, Round pop-up	203,-
9K13 00 71	Folding draining rack	164,-



View of holes for tap fittings

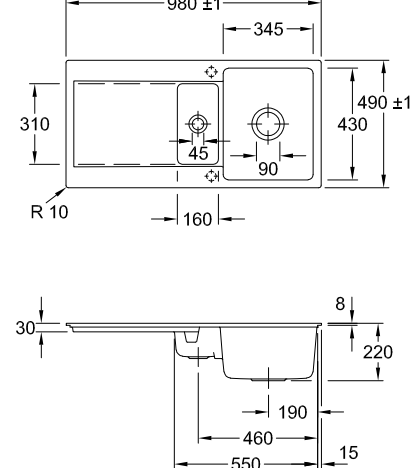
3337



When ordering, please specify the tap hole you would like us to drill for you, by using tap hole reference number (see page 6).
Diameter: ca. 35 mm
Additional charge: 9,00 €/model.

Engineering data

3337



Please refer to the assembly instructions and cut-out dimensions of the countertop on page 111

SILUET 60 S FLAT

€ excl. VAT




- For flush-fit installation in natural stone, ceramic, glass and quartz stone worktops
- Minimum width of undersink cabinet: 60 cm
- **Material: TitanCeram**
- Minimum thickness of the countertop: at least 3 cm
- Compatible with all soap dispensers on pages 99
- Further selection of cover caps for turn lever on page 103

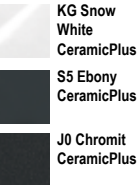


Ref.	Description (for XX, please enter colour number)	Classicline	Premiumline
3346 1F XX	Sink inclusive Waste system hand-operated	1.261,-	1.414,-
3346 2F XX	Sink inclusive Waste system, Round pop-up	1.325,-	1.478,-

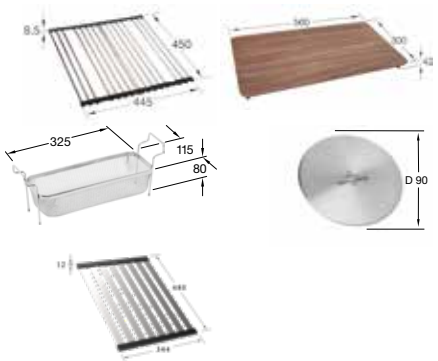
Classicline CeramicPlus



Premiumline CeramicPlus

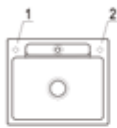


Ref.	Optional accessories / spare parts	Price
9K08 00 K1	Rolling mat	144,-
8K36 10 00	Universal cutting board, walnut	219,-
9K04 00 K1	Inset strainer	82,-
9624 15 LC	Cap waste cover	47,-
8K94 00 61	Waste system, Round hand-operated, chrome	135,-
8K82 10 00	Waste system, Round pop-up	199,-
9K13 00 71	Folding draining rack	164,-



View of holes for tap fittings

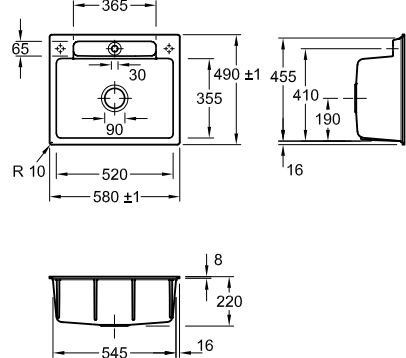
3346



When ordering, please specify the tap hole you would like us to drill for you, by using tap hole reference number (see page 6).
Diameter: ca. 35 mm
Additional charge: 9,00 €/model.

Engineering data

3346



Please refer to the assembly instructions and cut-out dimensions of the countertop on page 111

SUBWAY STYLE 60 FLAT

€ excl. VAT




- Available with bowl on the right or left-hand side
- For flush-fit installation in natural stone, ceramic, glass and quartz stone worktops
- Minimum width of undersink cabinet: 60 cm
- Minimum thickness of the countertop: at least 3 cm
- Compatible with all soap dispensers on pages 99
- Further selection of cover caps for turn lever on page 103

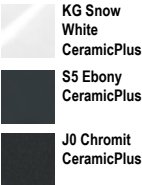


Ref.	Description (for XX, please enter colour number)	Classicline	Premiumline
3361 1F XX	Sink basin right inclusive Waste system, Round hand-operated	1.276,-	1.438,-
3362 1F XX	Sink basin left inclusive Waste system, Round hand-operated	1.276,-	1.438,-
3361 2F XX	Sink basin right inclusive Waste system, Round pop-up	1.395,-	1.557,-
3362 2F XX	Sink basin left inclusive Waste system, Round pop-up	1.395,-	1.557,-

Classicline CeramicPlus



Premiumline CeramicPlus

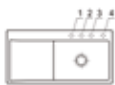


Ref.	Optional accessories / spare parts	Price
9K08 00 K1	Rolling mat	144,-
9K13 00 71	Folding draining rack	164,-
9K13 00 05	Folding draining rack	164,-
8K36 10 00	Universal cutting board, walnut	219,-
9220 58 00	Installation kit	26,-
9624 15 LC	Cap waste cover	47,-
8276 00 61	Waste system, Round hand-operated, chrome	84,-
8286 10 00	Waste system, Round pop-up	203,-

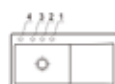


View of holes for tap fittings

3361



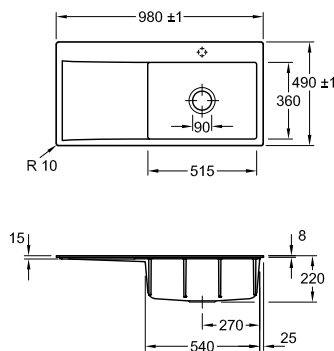
3362



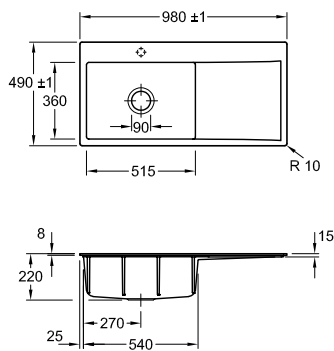
When ordering, please specify the tap hole you would like us to drill for you, by using tap hole reference number (see page 6).
Diameter: ca. 35 mm
Additional charge: 9,00 €/model.

Engineering data

3361



3362



Please refer to the assembly instructions
Please refer to the assembly instructions and cut-out dimensions of the countertop on page 111

SUBWAY STYLE 60 S FLAT

€ excl. VAT



- All-round ledge supports practical accessories
- For flush-fit installation in natural stone, ceramic, glass and quartz stone worktops
- Minimum width of undersink cabinet: 60 cm
- Registered design
- Compatible with all soap dispensers on pages 99
- Further selection of cover caps for turn lever on page 103



Ref.	Description (for XX, please enter colour number)	Classicline	Premiumline
3366 1F XX	Sink inclusive Waste system, Round hand-operated and Draining rack, Angular	1.125,-	1.252,-
336A 1F XX	Sink inclusive Waste system, Round hand-operated and Draining rack, Angular	1.125,-	1.252,-
3366 2F XX	Sink inclusive Waste system, Round pop-up and Draining rack, Angular	1.239,-	1.366,-
336A 2F XX	Sink inclusive Waste system, Round pop-up and Draining rack, Angular	1.239,-	1.366,-

Classicline CeramicPlus

R1 White Alpin CeramicPlus	RW Stone White CeramicPlus	KR Crema CeramicPlus
FU Ivory CeramicPlus	AM Almond CeramicPlus	SM Steam CeramicPlus
KD Fossil CeramicPlus	SL Stone CeramicPlus	i4 Graphite CeramicPlus

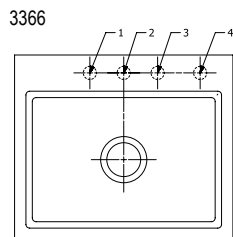
Premiumline CeramicPlus

KG Snow White CeramicPlus	J0 Chromit CeramicPlus
S5 Ebony CeramicPlus	
TR Timber CeramicPlus	

Ref.	Optional accessories / spare parts	Price
8K42 10 00	European oak cutting board	105,-
9220 58 00	Installation kit	26,-
9624 15 LC	Cap waste cover	47,-
8276 00 61	Waste system, Round hand-operated, chrome	84,-
8286 10 00	Waste system, Round pop-up	203,-
9K14 00 71	Draining rack	110,-
8K38 00 K1	Strainer bowl	164,-

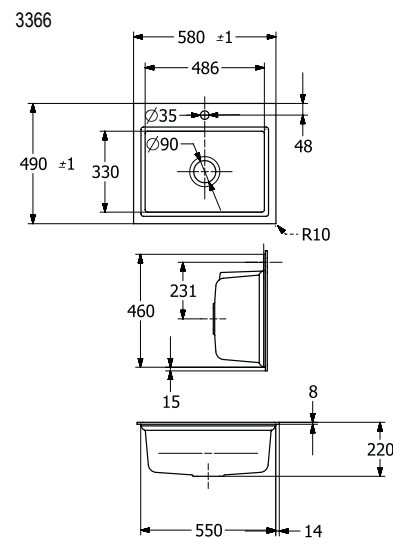


View of holes for tap fittings



When ordering, please specify the tap hole you would like us to drill for you, by using tap hole reference number (see page 6).
Diameter: ca. 35 mm
Additional charge: 9,00 €/model.

Engineering data



Please refer to the assembly instructions
Please refer to the assembly instructions and cut-out dimensions of the countertop on page 111

SUBWAY 60 FLAT

€ excl. VAT

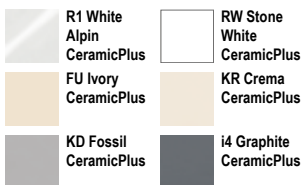


- Available with bowl on the right or left-hand side
- For flush-fit installation in natural stone, ceramic, glass and quartz stone worktops
- Minimum width of undersink cabinet: 60 cm
- Minimum thickness of the countertop when placed with a dishwasher: at least 4 cm
- Registered design
- Compatible with all soap dispensers on pages 99
- Further selection of cover caps for turn lever on page 103

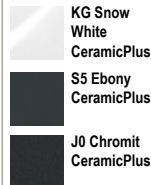


Ref.	Description (for XX, please enter colour number)	Classicline	Premiumline
6712 1F XX	Sink basin right inclusive Waste system, Round hand-operated	1.383,-	1.558,-
6770 1F XX	Sink basin left inclusive Waste system, Round hand-operated	1.383,-	1.558,-
6712 2F XX	Sink basin right inclusive Waste system, Round pop-up	1.478,-	1.653,-
6770 2F XX	Sink basin left inclusive Waste system, Round pop-up	1.478,-	1.653,-


Classicline CeramicPlus



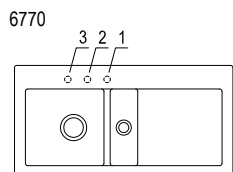
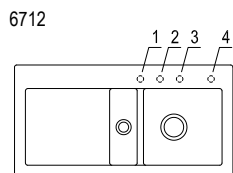
Premiumline CeramicPlus



Ref.	Optional accessories / spare parts	Price
9K08 00 K1	Rolling mat	144,-
8K33 10 00	Walnut cutting board with compact core	190,-
8K36 10 00	Universal cutting board, walnut	219,-
9K04 00 K1	Inset strainer	82,-
9220 58 00	Installation kit	26,-
9624 15 LC	Cap waste cover	47,-
8214 00 61	Waste system, Round hand-operated, chrome	108,-
8215 10 00	Waste system, Round pop-up	203,-
9K13 00 71	Folding draining rack	164,-
8K37 00 K1	Strainer bowl	153,-

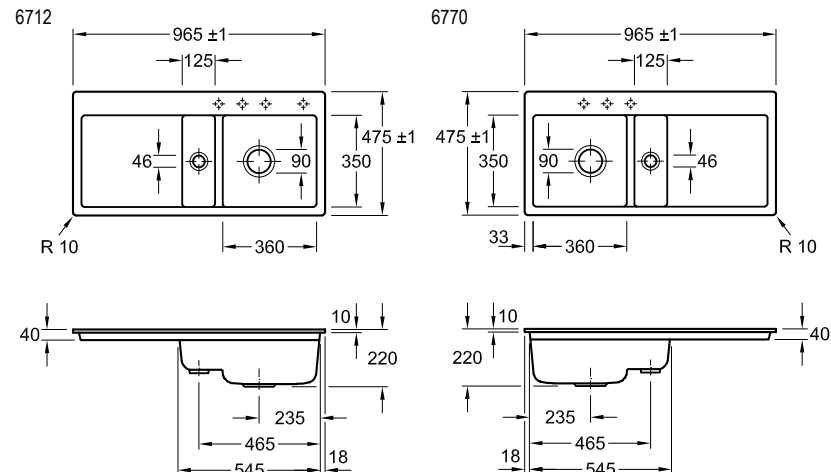


View of holes for tap fittings



When ordering, please specify the tap hole you would like us to drill for you, by using tap hole reference number (see page 6).
Diameter: ca. 35 mm
Additional charge: 9,00 €/model.

Engineering data



Please refer to the assembly instructions and cut-out dimensions of the countertop on page 111

SUBWAY 60 S FLAT

€ excl. VAT



- For flush-fit installation in natural stone, ceramic, glass and quartz stone worktops
- Minimum width of undersink cabinet: 60 cm
- Minimum thickness of the countertop: at least 3 cm
- Registered design
- Compatible with all soap dispensers on pages 99
- Further selection of cover caps for turn lever on page 103



Ref.	Description (for XX, please enter colour number)	Classicline	Premiumline
3309 1F XX	Sink inclusive Waste system, Round hand-operated	1.179,-	1.328,-
3309 2F XX	Sink inclusive Waste system, Round pop-up	1.298,-	1.447,-


Classicline CeramicPlus

R1 White Alpin CeramicPlus	RW Stone White CeramicPlus
FU Ivory CeramicPlus	KR Crema CeramicPlus
KD Fossil CeramicPlus	i4 Graphite CeramicPlus

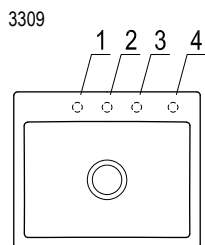
Premiumline CeramicPlus

KG Snow White CeramicPlus
S5 Ebony CeramicPlus
J0 Chromit CeramicPlus

Ref.	Optional accessories / spare parts	Price
9K08 00 K1	Rolling mat	144,-
8K33 10 00	Walnut cutting board with compact core	190,-
8K36 10 00	Universal cutting board, walnut	219,-
9K04 00 K1	Inset strainer	82,-
9220 58 00	Installation kit	26,-
9624 15 LC	Cap waste cover	47,-
8276 00 61	Waste system, Round hand-operated, chrome	84,-
8286 10 00	Waste system, Round pop-up	203,-
9K13 00 71	Folding draining rack	164,-
8K37 00 K1	Strainer bowl	153,-

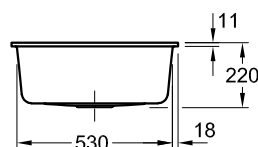
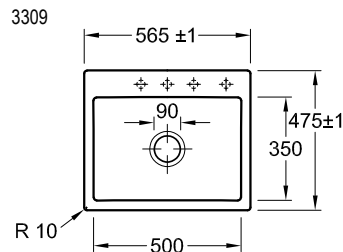


View of holes for tap fittings



When ordering, please specify the tap hole you would like us to drill for you, by using tap hole reference number (see page 6).
Diameter: ca. 35 mm
Additional charge: 9,00 €/model.

Engineering data



Please refer to the assembly instructions and cut-out dimensions of the countertop on page 111

SUBWAY 60 XM FLAT

€ excl. VAT

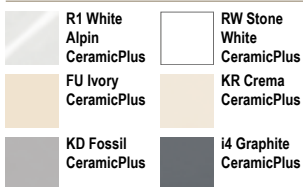


- For flush-fit installation in natural stone, ceramic, glass and quartz stone worktops
- Minimum width of undersink cabinet: 60 cm
- Minimum thickness of the countertop: at least 3 cm
- Compatible with all soap dispensers on pages 99
- Further selection of cover caps for turn lever on page 103

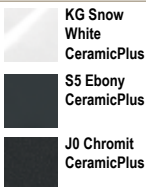


Ref.	Description (for XX, please enter colour number)	Classicline	Premiumline
6780 1F XX	Sink inclusive Waste system, Round hand-operated	1.217,-	1.368,-
6780 2F XX	Sink inclusive Waste system, Round pop-up	1.312,-	1.463,-


Classicline CeramicPlus



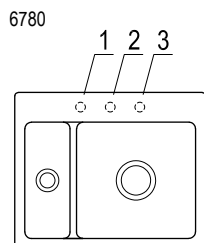
Premiumline CeramicPlus



Ref.	Optional accessories / spare parts	Price
9K08 00 K1	Rolling mat	144,-
8K33 10 00	Walnut cutting board with compact core	190,-
8K36 10 00	Universal cutting board, walnut	219,-
9K04 00 K1	Inset strainer	82,-
9220 58 00	Installation kit	26,-
9624 15 LC	Cap waste cover	47,-
8214 00 61	Waste system, Round hand-operated, chrome	108,-
8215 10 00	Waste system, Round pop-up	203,-
9K13 00 71	Folding draining rack	164,-
8K37 00 K1	Strainer bowl	153,-

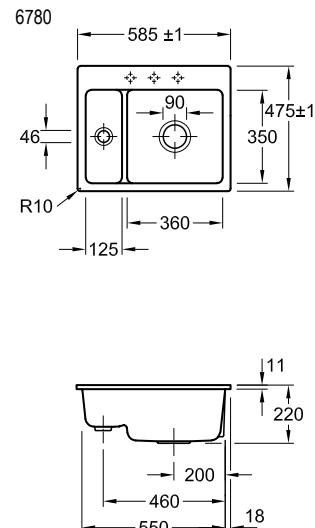


View of holes for tap fittings



When ordering, please specify the tap hole you would like us to drill for you, by using tap hole reference number (see page 6).
Diameter: ca. 35 mm
Additional charge: 9,00 €/model.

Engineering data



Please refer to the assembly instructions and cut-out dimensions of the countertop on page 111

TIMELINE 60 FLAT

€ excl. VAT




- **The sink is reversible**
- For flush-fit installation in natural stone, ceramic, glass and quartz stone worktops
- Minimum width of undersink cabinet: 60 cm
- Minimum thickness of the countertop when placed with a dishwasher: at least 4 cm
- Compatible with all soap dispensers on pages 99
- Further selection of cover caps for turn lever on page 103

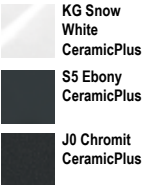


Ref.	Description (for XX, please enter colour number)	Classicline	Premiumline
6790 1F XX	Sink inclusive Waste system, Round hand-operated	1.440,-	1.627,-
6790 2F XX	Sink inclusive Waste system, Round pop-up	1.559,-	1.746,-

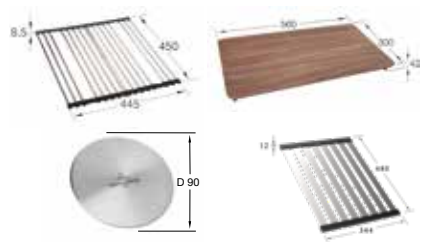
Classicline CeramicPlus



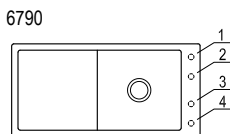
Premiumline CeramicPlus



Ref.	Optional accessories / spare parts	Price
9K08 00 K1	Rolling mat	144,-
8K36 10 00	Universal cutting board, walnut	219,-
9220 58 00	Installation kit	26,-
9624 15 LC	Cap waste cover	47,-
8276 00 61	Waste system, Round hand-operated, chrome	84,-
8286 10 00	Waste system, Round pop-up	203,-
9K13 00 71	Folding draining rack	164,-

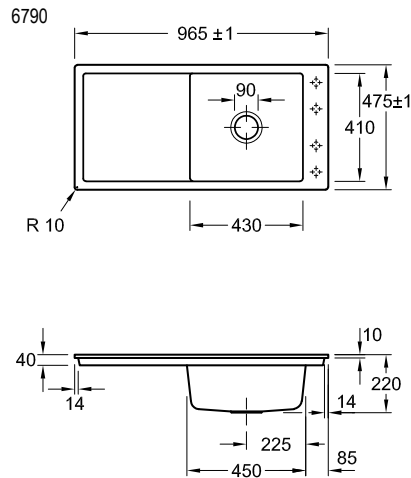


View of holes for tap fittings



When ordering, please specify the tap hole you would like us to drill for you, by using tap hole reference number (see page 6).
Diameter: ca. 35 mm
Additional charge: 9,00 €/model.

Engineering data



Please refer to the assembly instructions and cut-out dimensions of the countertop on page 111

SILUET 50 FLAT

€ excl. VAT



- **The sink is reversible**
- For flush-fit installation in natural stone, ceramic, glass and quartz stone worktops
- Minimum width of undersink cabinet: 50 cm
- Minimum thickness of the countertop when placed with a dishwasher: at least 3 cm
- Steamer container 1/3 compatible with salad basket
- **Material: TitanCeram**
- Compatible with all soap dispensers on pages 99
- Further selection of cover caps for turn lever on page 103



Ref.	Description (for XX, please enter colour number)	Classicline	Premiumline
3335 1F XX	Sink inclusive Waste system, Round hand-operated	1.326,-	1.496,-
3335 2F XX	Sink inclusive Waste system, Round pop-up	1.445,-	1.615,-

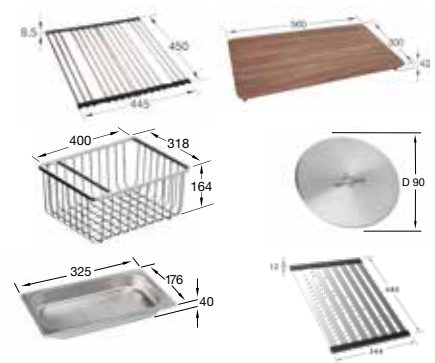
Classicline CeramicPlus

R1 White Alpin CeramicPlus	RW Stone White CeramicPlus
FU Ivory CeramicPlus	KR Crema CeramicPlus
KD Fossil CeramicPlus	i4 Graphite CeramicPlus

Premiumline CeramicPlus

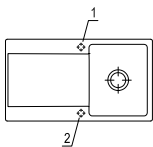
KG Snow White CeramicPlus
S5 Ebony CeramicPlus
J0 Chromit CeramicPlus

Ref.	Optional accessories / spare parts	Price
9K08 00 K1	Rolling mat	144,-
8K36 10 00	Universal cutting board, walnut	219,-
9K11 00 K1	Salad basket	258,-
9220 58 00	Installation kit	26,-
9624 15 LC	Cap waste cover	47,-
8299 06 K1	Steamer tray 1/3	61,-
8276 00 61	Waste system, Round hand-operated, chrome	84,-
8286 10 00	Waste system, Round pop-up	203,-
9K13 00 71	Folding draining rack	164,-



View of holes for tap fittings

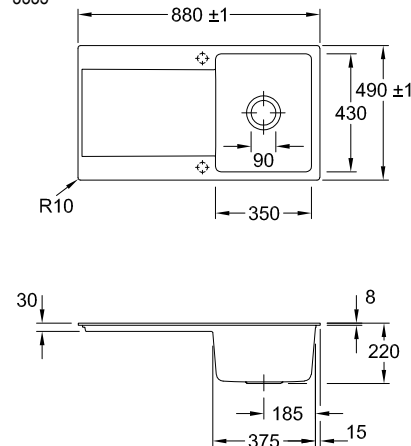
3335



When ordering, please specify the tap hole you would like us to drill for you, by using tap hole reference number (see page 6).
Diameter: ca. 35 mm
Additional charge: 9,00 €/model.

Engineering data

3335



Please refer to the assembly instructions and cut-out dimensions of the countertop on page 111

SILUET 50 S FLAT

€ excl. VAT

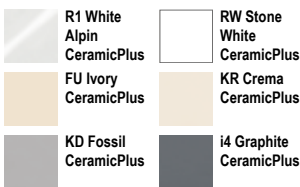


- For flush-fit installation in natural stone, ceramic, glass and quartz stone worktops
- Flexible installation of the sink: the strainer bowl can be positioned at the back or to either the right- or left-hand side
- Minimum width of undersink cabinet: 50 cm
- **Material: TitanCeram**
- Minimum thickness of the countertop: at least 3 cm
- Compatible with all soap dispensers on pages 99
- Further selection of cover caps for turn lever on page 103

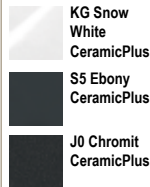


Ref.	Description (for XX, please enter colour number)	Classicline	Premiumline
3345 1F XX	Sink inclusive Waste system hand-operated	1.127,-	1.260,-
3345 2F XX	Sink inclusive Waste system, Round pop-up	1.191,-	1.324,-


Classicline CeramicPlus



Premiumline CeramicPlus

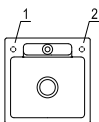


Ref.	Optional accessories / spare parts	Price
9K08 00 K1	Rolling mat	144,-
8K36 10 00	Universal cutting board, walnut	219,-
9K04 00 K1	Inset strainer	82,-
8345 47 K1	Inset strainer	160,-
9220 58 00	Installation kit	26,-
9624 15 LC	Cap waste cover	47,-
8K94 00 61	Waste system, Round hand-operated, chrome	135,-
8K82 10 00	Waste system, Round pop-up	199,-
9K13 00 71	Folding draining rack	164,-



View of holes for tap fittings

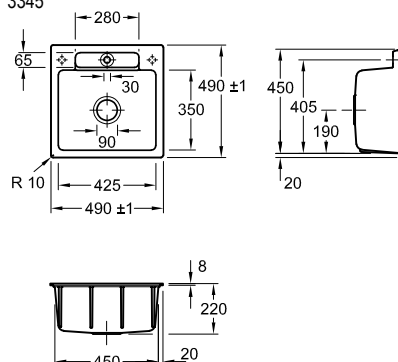
3345



When ordering, please specify the tap hole you would like us to drill for you, by using tap hole reference number (see page 6).
Diameter: ca. 35 mm
Additional charge: 9,00 €/model.

Engineering data

3345



Please refer to the assembly instructions
Please refer to the assembly instructions and cut-out dimensions of the countertop on page 111

SUBWAY STYLE 50 FLAT

€ excl. VAT



- Available with bowl on the right or left-hand side
- For flush-fit installation in natural stone, ceramic, glass and quartz stone worktops
- Minimum width of undersink cabinet: 50 cm
- Minimum thickness of the countertop: at least 3 cm
- Registered design
- Compatible with all soap dispensers on pages 99
- Further selection of cover caps for turn lever on page 103



Ref.	Description (for XX, please enter colour number)	Classicline	Premiumline
3351 1F XX	Sink basin right inclusive Waste system, Round hand-operated	1.175,-	1.323,-
3352 1F XX	Sink basin left inclusive Waste system, Round hand-operated	1.175,-	1.323,-
3351 2F XX	Sink basin right inclusive Waste system, Round pop-up	1.294,-	1.442,-
3352 2F XX	Sink basin left inclusive Waste system, Round pop-up	1.294,-	1.442,-


Classicline CeramicPlus

R1 White Alpin CeramicPlus	RW Stone White CeramicPlus
FU Ivory CeramicPlus	KR Crema CeramicPlus
KD Fossil CeramicPlus	i4 Graphite CeramicPlus

Premiumline CeramicPlus

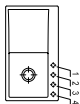
KG Snow White CeramicPlus
S5 Ebony CeramicPlus
J0 Chromit CeramicPlus

Ref.	Optional accessories / spare parts	Price
9K08 00 K1	Rolling mat	144,-
9K13 00 71	Folding draining rack	164,-
8K36 10 00	Universal cutting board, walnut	219,-
9K11 00 K1	Salad basket	258,-
9624 15 LC	Cap waste cover	47,-
8299 06 K1	Steamer tray 1/3	61,-
8276 00 61	Waste system, Round hand-operated, chrome	84,-
8286 10 00	Waste system, Round pop-up	203,-

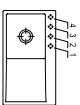


View of holes for tap fittings

3351

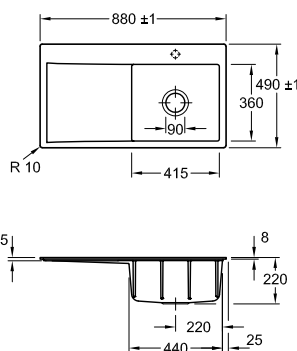


3352

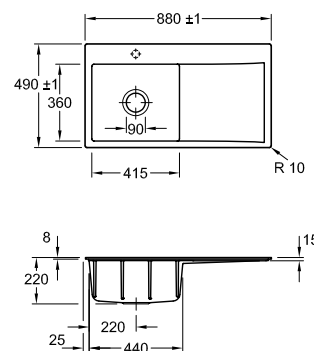


Engineering data

3351



3352



When ordering, please specify the tap hole you would like us to drill for you, by using tap hole reference number (see page 6).
Diameter: ca. 35 mm
Additional charge: 9,00 €/model.

Please refer to the assembly instructions and cut-out dimensions of the countertop on page 111
Recess in worktop: 87 x 48 cm

SUBWAY STYLE 50 S FLAT

€ excl. VAT

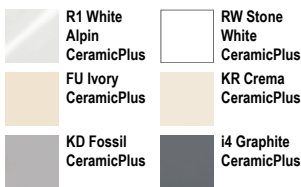


- All-round ledge supports practical accessories
- For flush-fit installation in natural stone, ceramic, glass and quartz stone worktops
- Minimum width of undersink cabinet: 50 cm
- Minimum thickness of the board: min. 2.5 cm
- Registered design
- Compatible with all soap dispensers on pages 99
- Further selection of cover caps for turn lever on page 103

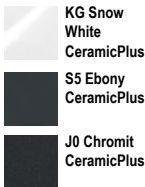


Ref.	Description (for XX, please enter colour number)	Classicline	Premiumline
3355 1F XX	Sink inclusive Waste system, Round hand-operated and Draining rack, Angular	925,-	1.026,-
335A 1F XX	Sink inclusive Waste system, Round hand-operated and Draining rack, Angular	925,-	1.026,-
3355 2F XX	Sink inclusive Waste system, Round pop-up and Draining rack, Angular	1.034,-	1.135,-
335A 2F XX	Sink inclusive Waste system, Round pop-up and Draining rack, Angular	1.034,-	1.135,-

Classicline CeramicPlus



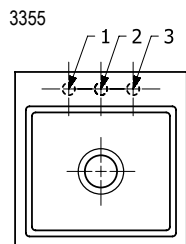
Premiumline CeramicPlus



Ref.	Optional accessories / spare parts	Price
8K42 10 00	European oak cutting board	105,-
9220 58 00	Installation kit	26,-
9624 15 LC	Cap waste cover	47,-
8276 00 61	Waste system, Round hand-operated, chrome	84,-
8286 10 00	Waste system, Round pop-up	203,-
9K14 00 71	Draining rack	110,-
8K38 00 K1	Strainer bowl	164,-

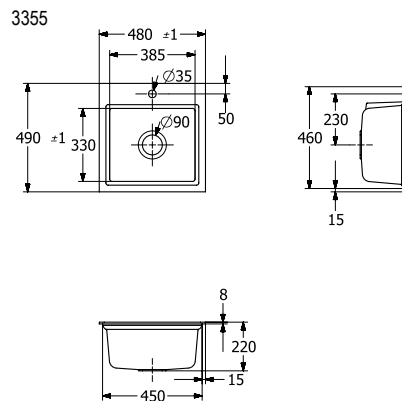


View of holes for tap fittings



When ordering, please specify the tap hole you would like us to drill for you, by using tap hole reference number (see page 6).
Diameter: ca. 35 mm
Additional charge: 9,00 €/model.

Engineering data



Please refer to the assembly instructions
Please refer to the assembly instructions and cut-out dimensions of the countertop on page 111
Recess in worktop: 46 x 47 cm

SUBWAY 50 S FLAT

€ excl. VAT

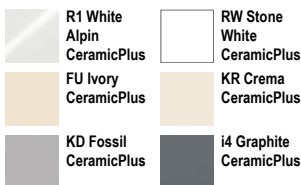


- For flush-fit installation in natural stone, ceramic, glass and quartz stone worktops
- Minimum width of undersink cabinet: 50 cm
- Minimum thickness of the countertop: at least 3 cm
- Steamer containers 1/3 and 2/3 compatible with salad basket
- Registered design
- Compatible with all soap dispensers on pages 99
- Further selection of cover caps for turn lever on page 103

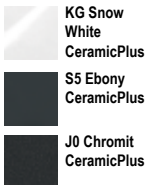


Ref.	Description (for XX, please enter colour number)	Classiline	Premiumline
3315 1F XX	Sink inclusive Waste system, Round hand-operated	1.055,-	1.184,-
3315 2F XX	Sink inclusive Waste system, Round pop-up	1.174,-	1.303,-


Classiline CeramicPlus



Premiumline CeramicPlus

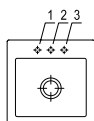


Ref.	Optional accessories / spare parts	Price
9K08 00 K1	Rolling mat	144,-
8K33 10 00	Walnut cutting board with compact core	190,-
8K36 10 00	Universal cutting board, walnut	219,-
9K04 00 K1	Inset strainer	82,-
9220 58 00	Installation kit	26,-
9624 15 LC	Cap waste cover	47,-
8276 00 61	Waste system, Round hand-operated, chrome	84,-
8286 10 00	Waste system, Round pop-up	203,-
9K13 00 71	Folding draining rack	164,-
8K37 00 K1	Strainer bowl	153,-



View of holes for tap fittings

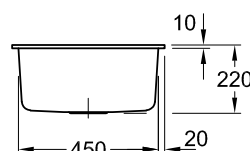
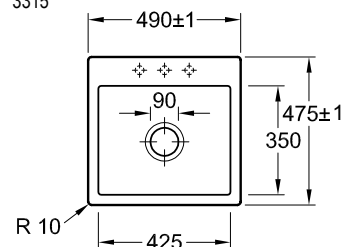
3315



When ordering, please specify the tap hole you would like us to drill for you, by using tap hole reference number (see page 6).
Diameter: ca. 35 mm
Additional charge: 9,00 €/model.

Engineering data

3315



Please refer to the assembly instructions and cut-out dimensions of the countertop on page 111

TIMELINE 50 FLAT

€ excl. VAT



- **The sink is reversible**
- For flush-fit installation in natural stone, ceramic, glass and quartz stone worktops
- Minimum width of undersink cabinet: 50 cm
- Minimum thickness of the countertop when placed with a dishwasher: at least 4 cm
- Compatible with all soap dispensers on pages 99
- Further selection of cover caps for turn lever on page 103



Ref.	Description (for XX, please enter colour number)	Classicline	Premiumline
3307 1F XX	Sink inclusive Waste system, Round hand-operated	1.286,-	1.451,-
3307 2F XX	Sink inclusive Waste system, Round pop-up	1.405,-	1.570,-

Classicline CeramicPlus

R1 White Alpin CeramicPlus	RW Stone White CeramicPlus
FU Ivory CeramicPlus	KR Crema CeramicPlus
KD Fossil CeramicPlus	I4 Graphite CeramicPlus

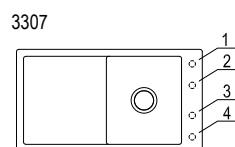
Premiumline CeramicPlus

KG Snow White CeramicPlus
S5 Ebony CeramicPlus
J0 Chromit CeramicPlus

Ref.	Optional accessories / spare parts	Price
9K08 00 K1	Rolling mat	144,-
8K36 10 00	Universal cutting board, walnut	219,-
9220 58 00	Installation kit	26,-
9624 15 LC	Cap waste cover	47,-
8276 00 61	Waste system, Round hand-operated, chrome	84,-
8286 10 00	Waste system, Round pop-up	203,-
9K13 00 71	Folding draining rack	164,-

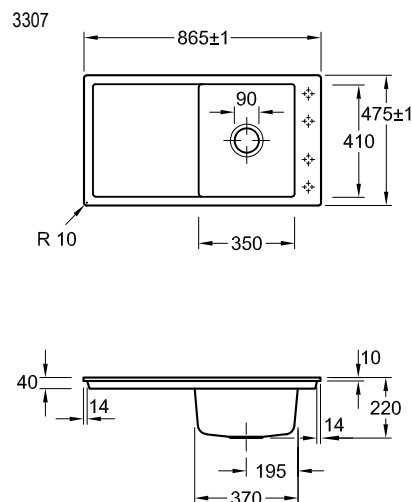


View of holes for tap fittings



When ordering, please specify the tap hole you would like us to drill for you, by using tap hole reference number (see page 6).
Diameter: ca. 35 mm
Additional charge: 9,00 €/model.

Engineering data



Please refer to the assembly instructions and cut-out dimensions of the countertop on page 111

SILUET 45 FLAT

€ excl. VAT




- **The sink is reversible**
- For flush-fit installation in natural stone, ceramic, glass and quartz stone worktops
- Minimum width of undersink cabinet: 45 cm
- Minimum thickness of the countertop when placed with a dishwasher: at least 3 cm
- Steamer container 1/3 compatible with salad basket
- **Material: TitanCeram**
- Compatible with all soap dispensers on pages 99
- Further selection of cover caps for turn lever on page 103

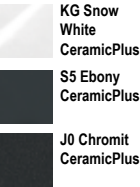


Ref.	Description (for XX, please enter colour number)	Classicline	Premiumline
3334 1F XX	Sink inclusive Waste system, Round hand-operated	1.156,-	1.301,-
3334 2F XX	Sink inclusive Waste system, Round pop-up	1.275,-	1.420,-

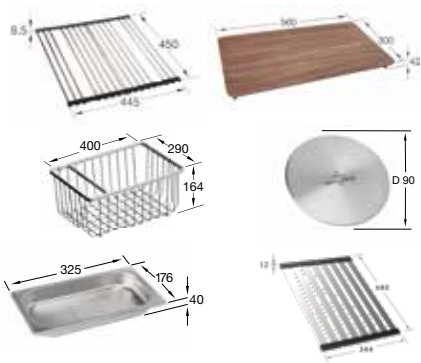
Classicline CeramicPlus



Premiumline CeramicPlus

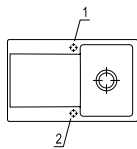


Ref.	Optional accessories / spare parts	Price
9K08 00 K1	Rolling mat	144,-
8K36 10 00	Universal cutting board, walnut	219,-
9K12 00 K1	Salad basket	244,-
9220 58 00	Installation kit	26,-
9624 15 LC	Cap waste cover	47,-
8299 06 K1	Steamer tray 1/3	61,-
8276 00 61	Waste system, Round hand-operated, chrome	84,-
8286 10 00	Waste system, Round pop-up	203,-
9K13 00 71	Folding draining rack	164,-



View of holes for tap fittings

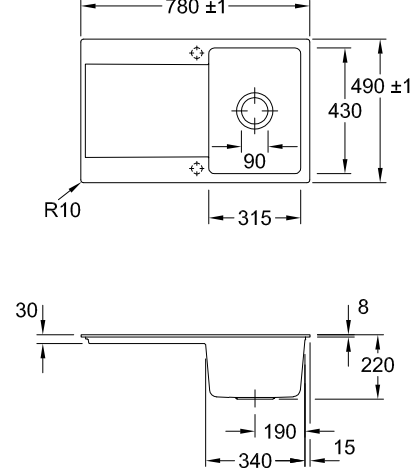
3334



When ordering, please specify the tap hole you would like us to drill for you, by using tap hole reference number (see page 6).
Diameter: ca. 35 mm
Additional charge: 9,00 €/model.

Engineering data

3334



Please refer to the assembly instructions and cut-out dimensions of the countertop on page 111

SUBWAY 45 FLAT

€ excl. VAT

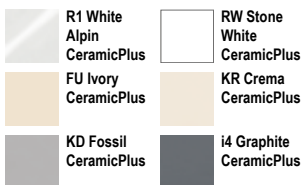


- Available with bowl on the right or left-hand side
- For flush-fit installation in natural stone, ceramic, glass and quartz stone worktops
- Minimum width of undersink cabinet: 45 cm
- Minimum thickness of the countertop when placed with a dishwasher: at least 4 cm
- Registered design
- Compatible with all soap dispensers on pages 99
- Further selection of cover caps for turn lever on page 103

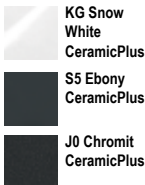


Ref.	Description (for XX, please enter colour number)	Classicline	Premiumline
6714 1F XX	Sink basin right inclusive Waste system, Round hand-operated	1.079,-	1.212,-
6772 1F XX	Sink basin left inclusive Waste system, Round hand-operated	1.079,-	1.212,-
6714 2F XX	Sink basin right inclusive Waste system, Round pop-up	1.198,-	1.331,-
6772 2F XX	Sink basin left inclusive Waste system, Round pop-up	1.198,-	1.331,-


Classicline CeramicPlus



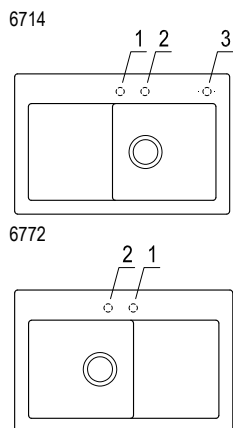
Premiumline CeramicPlus



Ref.	Optional accessories / spare parts	Price
9K08 00 K1	Rolling mat	144,-
8K33 10 00	Walnut cutting board with compact core	190,-
8K36 10 00	Universal cutting board, walnut	219,-
9K04 00 K1	Inset strainer	82,-
9220 58 00	Installation kit	26,-
9624 15 LC	Cap waste cover	47,-
8276 00 61	Waste system, Round hand-operated, chrome	84,-
8286 10 00	Waste system, Round pop-up	203,-
9K13 00 71	Folding draining rack	164,-
8K37 00 K1	Strainer bowl	153,-

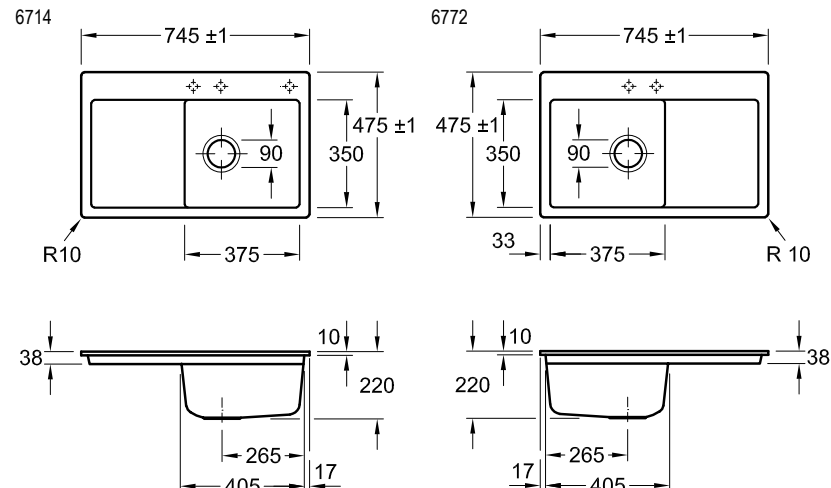


View of holes for tap fittings



When ordering, please specify the tap hole you would like us to drill for you, by using tap hole reference number (see page 6).
Diameter: ca. 35 mm
Additional charge: 9,00 €/model.

Engineering data



Please refer to the assembly instructions and cut-out dimensions of the countertop on page 111

SUBWAY STYLE 45 FLAT

€ excl. VAT

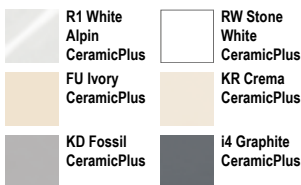


- Available with bowl on the right or left-hand side
- For surface-mounted installation
- Minimum width of undersink cabinet: 45 cm
- Minimum thickness of the board: min. 2.5 cm
- Registered design
- Compatible with all soap dispensers on pages 99
- Further selection of cover caps for turn lever on page 103

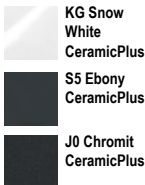


Ref.	Description (for XX, please enter colour number)	Classicline	Premiumline
3347 1F XX	Sink basin right inclusive Waste system, Round hand-operated	870,-	977,-
3348 1F XX	Sink basin left inclusive Waste system, Round hand-operated	870,-	977,-
3347 2F XX	Sink basin right inclusive Waste system, Round pop-up	979,-	1.086,-
3348 2F XX	Sink basin left inclusive Waste system, Round pop-up	979,-	1.086,-


Classicline CeramicPlus



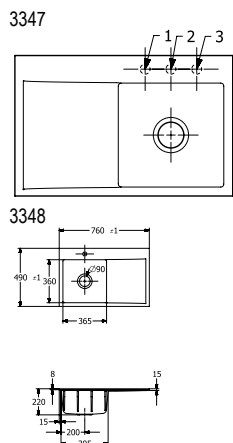
Premiumline CeramicPlus



Ref.	Optional accessories / spare parts	Price
9K08 00 K1	Rolling mat	144,-
9K13 00 71	Folding draining rack	164,-
9K13 00 05	Folding draining rack	164,-
8K36 10 00	Universal cutting board, walnut	219,-
9K11 00 K1	Salad basket	258,-
9220 58 00	Installation kit	26,-
9624 15 LC	Cap waste cover	47,-
8299 06 K1	Steamer tray 1/3	61,-
8276 00 61	Waste system, Round hand-operated, chrome	84,-
8286 10 00	Waste system, Round pop-up	203,-

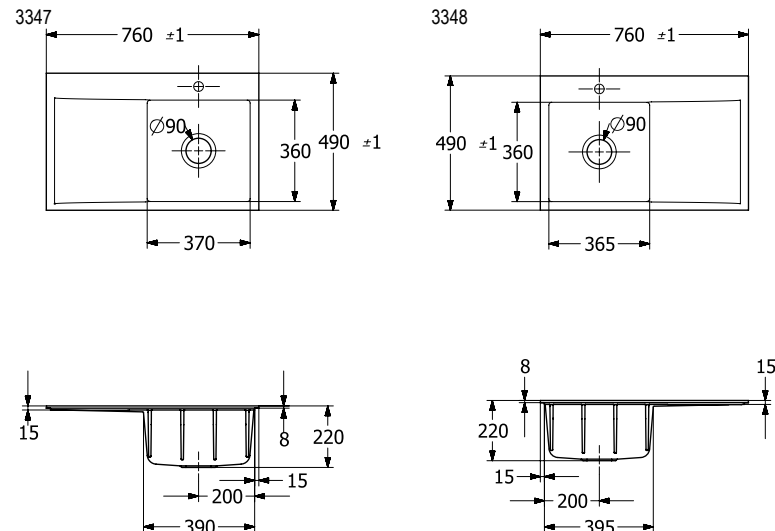


View of holes for tap fittings



When ordering, please specify the tap hole you would like us to drill for you, by using tap hole reference number (see page 6).
Diameter: ca. 35 mm
Additional charge: 9,00 €/model.

Engineering data



Please refer to the assembly instructions
Recess in worktop: 74 x 47 cm

SUBWAY 45 XS FLAT

€ excl. VAT




- For flush-fit installation in natural stone, ceramic, glass and quartz stone worktops
- Minimum width of undersink cabinet: 45 cm
- Minimum thickness of the countertop: at least 3 cm
- Compatible with all soap dispensers on pages 99
- Further selection of cover caps for turn lever on page 103

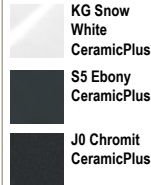


Ref.	Description (for XX, please enter colour number)	Classicline	Premiumline
6781 1F XX	Sink inclusive Waste system, Round hand-operated	1.025,-	1.150,-
6781 2F XX	Sink inclusive Waste system, Round pop-up	1.144,-	1.269,-


Classicline CeramicPlus



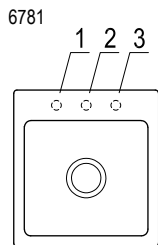
Premiumline CeramicPlus



Ref.	Optional accessories / spare parts	Price
9K08 00 K1	Rolling mat	144,-
8K33 10 00	Walnut cutting board with compact core	190,-
8K36 10 00	Universal cutting board, walnut	219,-
9K04 00 K1	Inset strainer	82,-
9220 58 00	Installation kit	26,-
9624 15 LC	Cap waste cover	47,-
8276 00 61	Waste system, Round hand-operated, chrome	84,-
8286 10 00	Waste system, Round pop-up	203,-
9K13 00 71	Folding draining rack	164,-
8K37 00 K1	Strainer bowl	153,-

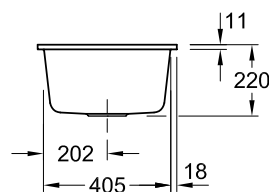
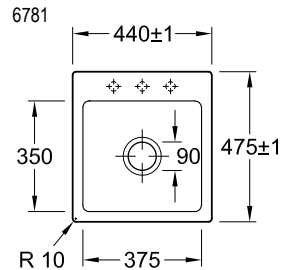


View of holes for tap fittings



When ordering, please specify the tap hole you would like us to drill for you, by using tap hole reference number (see page 6).
Diameter: ca. 35 mm
Additional charge: 9,00 €/model.

Engineering data



Please refer to the assembly instructions and cut-out dimensions of the countertop on page 111

MODULES / CORNER SINKS: OVERVIEW



Double-bowl sink

895x630 mm
6323 (75)



Single-bowl sink

595x630 mm
6320 (76)



Farmhouse 90 X

900x550 mm
6390 (77)




Farmhouse 80 X

795x500 mm
6380 (78)




Farmhouse 60 X

595x500 mm
6360 (79)



Arena corner

975x625 mm
6729 (80)



Solo corner

1075x600 mm
6708 (81)

DOUBLE-BOWL SINK

€ excl. VAT



- Assembly on a vanity unit or wall-mounted
- Minimum width of undersink cabinet: 90 cm
- 2 basins, closable
- The back is unglazed and the projection is 50 cm. Overhang varies depending on the furniture manufacturer.
- Compatible with all soap dispensers on pages 99
- Further selection of cover caps for double turn lever on page 104



Ref.	Description (for XX, please enter colour number)	Classicline	Premiumline	Trendline
6323 91 XX	Double-bowl sink inclusive Strainer bowl, Angular, Waste system, Round hand-operated and Fastening set for installation with cabinet	2.014,-	2.265,-	2.432,-
6323 92 XX	Double-bowl sink inclusive Strainer bowl, Angular, Waste system, Round pop-up and Fastening set for installation with cabinet	2.109,-	2.360,-	2.527,-

Classicline CeramicPlus

R1 White Alpin CeramicPlus	RW Stone White CeramicPlus	KR Crema CeramicPlus
FU Ivory CeramicPlus	AM Almond CeramicPlus	SM Steam CeramicPlus
KD Fossil CeramicPlus	SL Stone CeramicPlus	i4 Graphite CeramicPlus

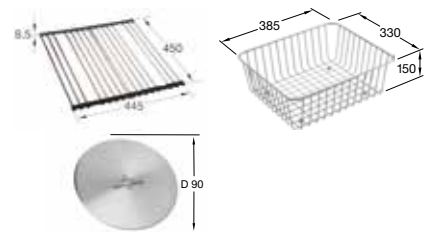
Premiumline CeramicPlus

KG Snow White CeramicPlus	J0 Chromit CeramicPlus
S5 Ebony CeramicPlus	
TR Timber CeramicPlus	

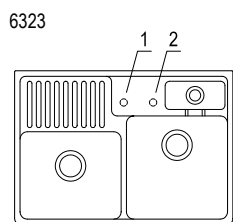
Trendline CeramicPlus

KT White Pearl CeramicPlus
M1 Mosaic

Ref.	Optional accessories / spare parts	Price
9K08 00 K1	Rolling mat	144,-
8341 00 K1	Salad basket	178,-
9208 47 00	Fastening set	168,-
9208 49 00	Fastening set	62,-
9624 15 LC	Cap waste cover	47,-
8262 00 61	Waste system, Round hand-operated, chrome	108,-
8232 10 00	Waste system, Round pop-up	203,-
8323 00 K2	Strainer bowl	67,-

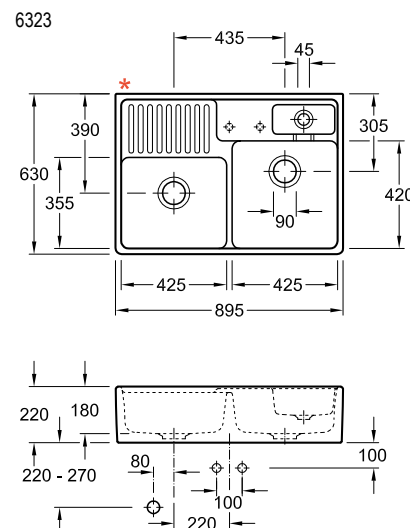


View of holes for tap fittings



When ordering, please specify the tap hole you would like us to drill for you, by using tap hole reference number (see page 6).
Diameter: ca. 35 mm
Additional charge: 9,00 €/model.

Engineering data



* unglazed edge
Please refer to the assembly instructions

SINGLE-BOWL SINK

€ excl. VAT



- Assembly on a vanity unit or wall-mounted
- Minimum width of undersink cabinet: 60 cm
- The back is unglazed and the projection is 50 cm. Overhang varies depending on the furniture manufacturer.
- Compatible with the soap dispenser 9236 20 on page 99
- Further selection of cover caps for turn lever on page 103



Ref.	Description (for XX, please enter colour number)	Classicline	Premiumline	Trendline
6320 61 XX	Single-bowl sink inclusive Waste system, Round hand-operated and Fastening set for installation with cabinet	1.161,-	1.298,-	1.389,-
6320 62 XX	Single-bowl sink inclusive Waste system, Round pop-up and Fastening set for installation with cabinet	1.280,-	1.417,-	1.508,-

Classicline CeramicPlus

R1 White Alpin CeramicPlus	RW Stone White CeramicPlus	KR Crema CeramicPlus
FU Ivory CeramicPlus	AM Almond CeramicPlus	SM Steam CeramicPlus
KD Fossil CeramicPlus	SL Stone CeramicPlus	i4 Graphite CeramicPlus

Premiumline CeramicPlus

KG Snow White CeramicPlus	J0 Chromit CeramicPlus
S5 Ebony CeramicPlus	
TR Timber CeramicPlus	

Trendline CeramicPlus

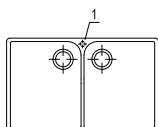
KT White Pearl CeramicPlus
M1 Mosaic

Ref.	Optional accessories / spare parts	Price
9K08 00 K1	Rolling mat	144,-
9208 47 00	Fastening set	168,-
9208 49 00	Fastening set	62,-
9624 15 LC	Cap waste cover	47,-
8270 00 61	Waste system, Round hand-operated, chrome	84,-
8233 10 00	Waste system, Round pop-up	203,-



View of holes for tap fittings

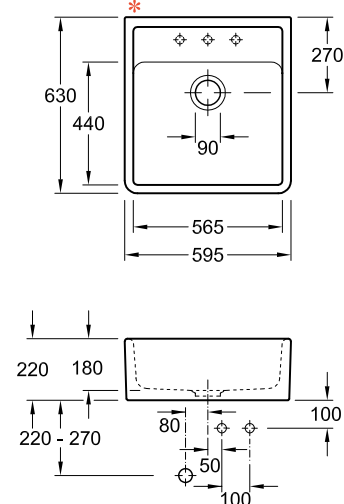
6320



When ordering, please specify the tap hole you would like us to drill for you, by using tap hole reference number (see page 6).
Diameter: ca. 35 mm
Additional charge: 9,00 €/model.

Engineering data

6320



* unglazed edge

Please refer to the assembly instructions

FARMHOUSE 90 X

€ excl. VAT

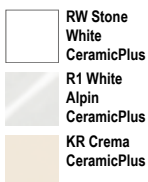


- Assembly on a vanity unit
- Installation in natural or artificial stone countertops recommended
- Minimum width of undersink cabinet: 90 cm
- 2 basins, closable
- **Note for planning: The rear is unglazed and the projection is 55 cm. Overhang varies depending on the furniture manufacturer.**
- Compatible with all soap dispensers on pages 99
- Further selection of cover caps for double turn lever on page 104

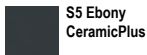


Ref.	Description (for XX, please enter colour number)	Classicline	Premiumline
6390 01 XX	Double-bowl sink inclusive Waste system, Round hand-operated	1.570,-	1.768,-
6390 02 XX	Double-bowl sink inclusive Waste system, Round pop-up	1.670,-	1.868,-

Classicline CeramicPlus



Premiumline CeramicPlus

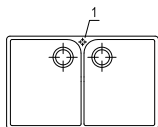


Ref.	Optional accessories / spare parts	Price
9624 15 LC	Cap waste cover	47,-
8223 00 61	Waste system, Round hand-operated, chrome	144,-
8226 10 00	Waste system, Round pop-up	244,-



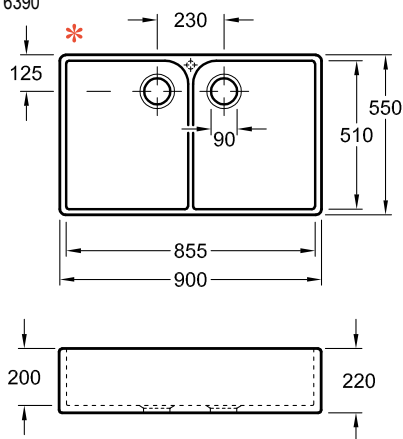
View of holes for tap fittings

6390



Engineering data

6390



* unglazed edge

Please refer to the assembly instructions

FARMHOUSE 80 X

€ excl. VAT




- Assembly on a vanity unit
- Installation in natural or artificial stone countertops recommended
- Minimum width of undersink cabinet: 80 cm
- 2 basins, closable
- **Note for planning: The rear is unglazed and the projection is 50 cm. Overhang varies depending on the furniture manufacturer.**
- Compatible with all soap dispensers on pages 99
- Further selection of cover caps for double turn lever on page 104



Ref.	Description (for XX, please enter colour number)	Classicline	Premiumline
6380 01 XX	Double-bowl sink inclusive Waste system, Round hand-operated	1.310,-	1.470,-
6380 02 XX	Double-bowl sink inclusive Waste system, Round pop-up	1.410,-	1.570,-

Classicline CeramicPlus



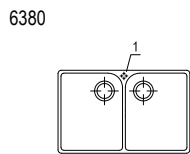
Premiumline CeramicPlus



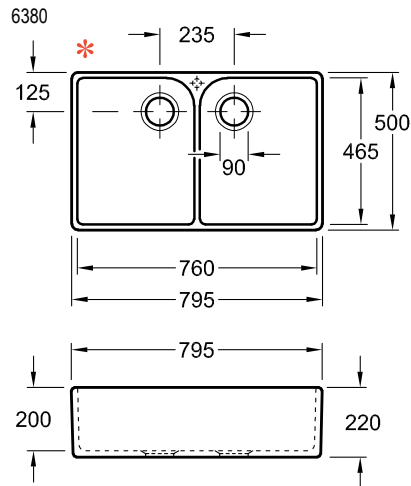
Ref.	Optional accessories / spare parts	Price
9624 15 LC	Cap waste cover	47,-
8223 00 61	Waste system, Round hand-operated, chrome	144,-
8226 10 00	Waste system, Round pop-up	244,-



View of holes for tap fittings



Engineering data



* unglazed edge
Please refer to the assembly instructions

FARMHOUSE 60 X

€ excl. VAT




- Assembly on a vanity unit
- Installation in natural or artificial stone countertops recommended
- Minimum width of undersink cabinet: 60 cm
- **Note for planning: The rear is unglazed and the projection is 50 cm. Overhang varies depending on the furniture manufacturer.**
- Compatible with all soap dispensers on pages 99
- Further selection of cover caps for turn lever on page 103

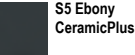


Ref.	Description (for XX, please enter colour number)	Classicline	Premiumline
6360 01 XX	Single-bowl sink inclusive Waste system, Round hand-operated	982,-	1.101,-
6360 02 XX	Single-bowl sink inclusive Waste system, Round pop-up	1.101,-	1.220,-

Classicline CeramicPlus



Premiumline CeramicPlus

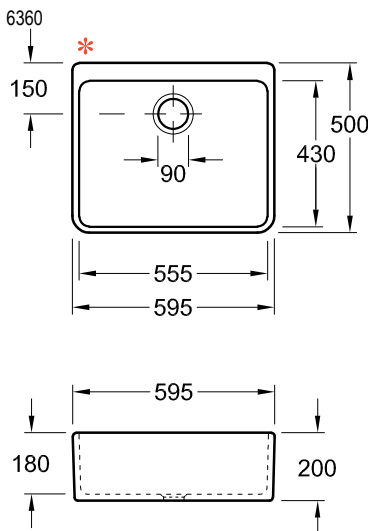


Ref.	Optional accessories / spare parts	Price
9K08 00 K1	Rolling mat	144,-
9624 15 LC	Cap waste cover	47,-
8270 00 61	Waste system, Round hand-operated, chrome	84,-
8286 50 00	Waste system, Round pop-up	203,-



View of holes for tap fittings

Engineering data



* unglazed edge
Please refer to the assembly instructions

ARENA CORNER

€ excl. VAT



- Corner sink
- For surface-mounted installation
- Installation on a corner undersink cabinet with 90 cm side length
- Registered design
- Further selection of cover caps for turn lever on page 103



Ref.	Description (for XX, please enter colour number)	Classicline	Premiumline
6729 01 XX	Corner sink with additional outlet in the draining board inclusive Strainer bowl, Angular and Waste system, Round hand-operated	1.597,-	1.794,-
6729 02 XX	Corner sink with additional outlet in the draining board inclusive Strainer bowl, Angular and Waste system, Round pop-up	1.692,-	1.889,-

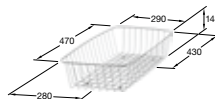
Classicline CeramicPlus

R1 White Alpin CeramicPlus	RW Stone White CeramicPlus	KR Crema CeramicPlus
FU Ivory CeramicPlus	AM Almond CeramicPlus	SM Steam CeramicPlus
KD Fossil CeramicPlus	SL Stone CeramicPlus	i4 Graphite CeramicPlus

Premiumline CeramicPlus

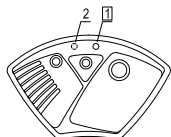
KG Snow White CeramicPlus	J0 Chromit CeramicPlus
S5 Ebony CeramicPlus	
TR Timber CeramicPlus	

Ref.	Optional accessories / spare parts	Price
8349 00 K1	Salad basket	178,-
9624 15 LC	Cap waste cover	47,-
8248 00 61	Waste system, Round hand-operated, chrome	108,-
8249 10 00	Waste system, Round pop-up	203,-
9837 00 K2	Strainer bowl	71,-



View of holes for tap fittings

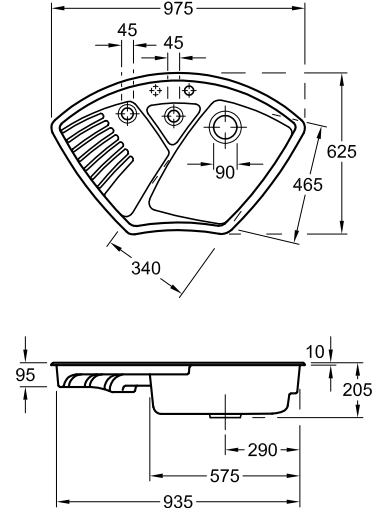
6729



When ordering, please specify the tap hole you would like us to drill for you, by using tap hole reference number (see page 6).
Diameter: ca. 35 mm
Additional charge: 9,00 €/model.
The tap holes marked with an □ are punched through as standard at the factory.

Engineering data

6729



Required size of worktop: see attached template (Ref. 9307 22 A0)
Please refer to the assembly instructions

SOLO CORNER

€ excl. VAT



- Corner sink
- For surface-mounted installation
- Installation on a corner undersink cabinet with 90 cm side length
- 2 basins, closable
- Registered design
- Further selection of cover caps for double turn lever on page 104



Ref.	Description (for XX, please enter colour number)	Classicline	Premiumline
6708 01 XX	Corner sink inclusive Waste system, Round hand-operated and Strainer bowl, Angular	1.378,-	1.543,-
6708 02 XX	Corner sink inclusive Waste system, Round pop-up and Strainer bowl, Angular	1.467,-	1.632,-

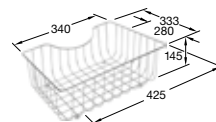
Classicline CeramicPlus

R1 White Alpin CeramicPlus	RW Stone White CeramicPlus	KR Crema CeramicPlus
FU Ivory CeramicPlus	AM Almond CeramicPlus	SM Steam CeramicPlus
KD Fossil CeramicPlus	SL Stone CeramicPlus	i4 Graphite CeramicPlus

Premiumline CeramicPlus

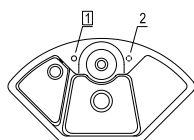
KG Snow White CeramicPlus	J0 Chromit CeramicPlus
S5 Ebony CeramicPlus	
TR Timber CeramicPlus	

Ref.	Optional accessories / spare parts	Price
8K09 00 K1	Salad basket	178,-
9624 15 LC	Cap waste cover	47,-
8K80 00 61	Waste system, Round hand-operated, chrome	104,-
8K81 10 00	Waste system, Round pop-up	193,-
9888 50 K2	Strainer bowl	69,-



View of holes for tap fittings

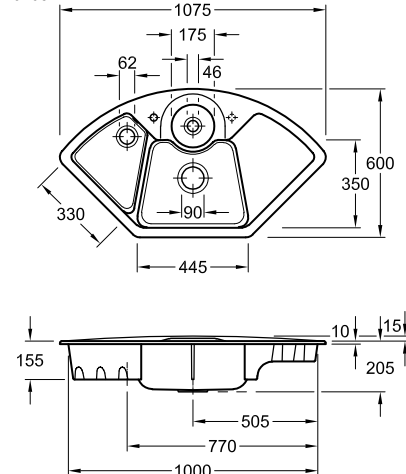
6708



When ordering, please specify the tap hole you would like us to drill for you, by using tap hole reference number (see page 6).
Diameter: ca. 35 mm
Additional charge: 9,00 €/model.
The tap holes marked with an # are punched through as standard at the factory.

Engineering data

6708



Required size of worktop: see attached template (Ref. 9307 B3 A5)
Please refer to the assembly instructions

KITCHEN TAPS ADVANTAGES

INTELLIGENT DETAILS FOR SOPHISTICATED KITCHENS

Ranging from traditional to modern, Villeroy & Boch premium kitchen taps are available in a wide variety of styles. Perfectly matched to the design of your kitchen sink, they offer maximum functionality and perfect comfort for every room. Discover the many advantages of our taps series and benefit from our unique quality.



COLOURFUL DESIGNS

Our taps are perfectly matched to the kitchen sinks. 5 lightfast colours are available for selected collections and add the finishing touch to a harmonious colour scheme.



HIGH-QUALITY MATERIAL

Thanks to premium stainless steel, the taps are more robust, rust-proof, easy to clean, lead-free and durable. The components inside are sourced from European market leaders.



MAXIMUM COMFORT









Additional functions, such as a retractable hand shower, different types of water jet and low-pressure solutions, offer maximum comfort in everyday use.



OPTIMUM INSTALLATION

Solutions for installation directly in front of the window and external connectors ensure quick and easy installation in every situation.

KITCHEN TAPS ADVANTAGES

	Technology								Colours				
	 1	 2	 3	 4	 5	 6	 7	 8	Polished stainless steel	Solid stainless steel	Gold / Bronze	Anthra-cite	Matt Black
AVIA 2.0	<input checked="" type="checkbox"/>				<input checked="" type="checkbox"/>	<input checked="" type="checkbox"/>				<input checked="" type="checkbox"/>	<input checked="" type="checkbox"/>	<input checked="" type="checkbox"/>	
COMO	<input checked="" type="checkbox"/>					<input checked="" type="checkbox"/>			<input checked="" type="checkbox"/>	<input checked="" type="checkbox"/>		<input checked="" type="checkbox"/>	
COMO SHOWER	<input checked="" type="checkbox"/>	<input checked="" type="checkbox"/>				<input checked="" type="checkbox"/>			<input checked="" type="checkbox"/>	<input checked="" type="checkbox"/>		<input checked="" type="checkbox"/>	
COMO SKY				<input checked="" type="checkbox"/>		<input checked="" type="checkbox"/>			<input checked="" type="checkbox"/>	<input checked="" type="checkbox"/>			
COMO SKY SHOWER		<input checked="" type="checkbox"/>		<input checked="" type="checkbox"/>					<input checked="" type="checkbox"/>	<input checked="" type="checkbox"/>			
COMO WINDOW						<input checked="" type="checkbox"/>				<input checked="" type="checkbox"/>		<input checked="" type="checkbox"/>	
COMO SHOWER WINDOW		<input checked="" type="checkbox"/>				<input checked="" type="checkbox"/>				<input checked="" type="checkbox"/>		<input checked="" type="checkbox"/>	
COMO SWITCH		<input checked="" type="checkbox"/>	<input checked="" type="checkbox"/>			<input checked="" type="checkbox"/>		<input checked="" type="checkbox"/>	<input checked="" type="checkbox"/>	<input checked="" type="checkbox"/>			
COMO X						<input checked="" type="checkbox"/>				<input checked="" type="checkbox"/>			
FINERA				<input checked="" type="checkbox"/>	<input checked="" type="checkbox"/>	<input checked="" type="checkbox"/>				<input checked="" type="checkbox"/>	<input checked="" type="checkbox"/>	<input checked="" type="checkbox"/>	
FINERA SQUARE				<input checked="" type="checkbox"/>	<input checked="" type="checkbox"/>	<input checked="" type="checkbox"/>				<input checked="" type="checkbox"/>			
JUNIS SHOWER		<input checked="" type="checkbox"/>	<input checked="" type="checkbox"/>				<input checked="" type="checkbox"/>	<input checked="" type="checkbox"/>		<input checked="" type="checkbox"/>			<input checked="" type="checkbox"/>
JUNIS SKY SHOWER		<input checked="" type="checkbox"/>	<input checked="" type="checkbox"/>		<input checked="" type="checkbox"/>		<input checked="" type="checkbox"/>	<input checked="" type="checkbox"/>		<input checked="" type="checkbox"/>			<input checked="" type="checkbox"/>
MODERN STEEL	<input checked="" type="checkbox"/>				<input checked="" type="checkbox"/>	<input checked="" type="checkbox"/>			<input checked="" type="checkbox"/>	<input checked="" type="checkbox"/>		<input checked="" type="checkbox"/>	
STEEL SHOWER	<input checked="" type="checkbox"/>	<input checked="" type="checkbox"/>			<input checked="" type="checkbox"/>	<input checked="" type="checkbox"/>				<input checked="" type="checkbox"/>		<input checked="" type="checkbox"/>	<input checked="" type="checkbox"/>
SORANO				<input checked="" type="checkbox"/>		<input checked="" type="checkbox"/>				<input checked="" type="checkbox"/>			
SORANO SHOWER		<input checked="" type="checkbox"/>		<input checked="" type="checkbox"/>		<input checked="" type="checkbox"/>				<input checked="" type="checkbox"/>			
SORANO SKY				<input checked="" type="checkbox"/>	<input checked="" type="checkbox"/>	<input checked="" type="checkbox"/>				<input checked="" type="checkbox"/>			
SORANO SKY SHOWER		<input checked="" type="checkbox"/>		<input checked="" type="checkbox"/>	<input checked="" type="checkbox"/>	<input checked="" type="checkbox"/>				<input checked="" type="checkbox"/>			
STEEL EXPERT 2.0		<input checked="" type="checkbox"/>	<input checked="" type="checkbox"/>		<input checked="" type="checkbox"/>		<input checked="" type="checkbox"/>	<input checked="" type="checkbox"/>		<input checked="" type="checkbox"/>		<input checked="" type="checkbox"/>	<input checked="" type="checkbox"/>
STEEL EXPERT COMPACT		<input checked="" type="checkbox"/>	<input checked="" type="checkbox"/>		<input checked="" type="checkbox"/>		<input checked="" type="checkbox"/>	<input checked="" type="checkbox"/>		<input checked="" type="checkbox"/>		<input checked="" type="checkbox"/>	<input checked="" type="checkbox"/>
SUBWAY STYLE SHOWER		<input checked="" type="checkbox"/>	<input checked="" type="checkbox"/>		<input checked="" type="checkbox"/>		<input checked="" type="checkbox"/>	<input checked="" type="checkbox"/>		<input checked="" type="checkbox"/>		<input checked="" type="checkbox"/>	<input checked="" type="checkbox"/>
UMBRELLA					<input checked="" type="checkbox"/>	<input checked="" type="checkbox"/>			<input checked="" type="checkbox"/>	<input checked="" type="checkbox"/>	<input checked="" type="checkbox"/>	<input checked="" type="checkbox"/>	
UMBRELLA FLEX		<input checked="" type="checkbox"/>			<input checked="" type="checkbox"/>	<input checked="" type="checkbox"/>			<input checked="" type="checkbox"/>	<input checked="" type="checkbox"/>	<input checked="" type="checkbox"/>	<input checked="" type="checkbox"/>	

- 1) **Low-pressure variant:** The low-pressure variant, thanks to an additional connection hose and in conjunction with an external instantaneous water heater, also enables households without their own hot water supply to make optimum use of it in the kitchen.
- 2) **Pull-out, hand-held spray:** high flexibility when cleaning pots and pans. Extensive freedom of movement for the hand-held spray ensures that all types and sizes of pot and other receptacles can be filled with ease
- 3) **Spray mode button:** For fast and simple switching between the different spray modes.
- 4) **Adjustable aerator:** The flexible aerator enables individual adjustment of the spray direction to enlarge the sphere of action.
- 5) **Comfort Plus:** A tap fitting of a practical height, offering plenty of freedom of movement – the perfect thing for easier cleaning of baking trays and for filling large vessels, for example.
- 6) **Comfort jet:** The aerated comfort jet saves water, is pleasant on the skin and offers convenience when rinsing off food and kitchen utensils.
- 7) **Laminar jet:** The crystal clear jet is perfect for practically splash-free washing of fruit and vegetables.
- 8) **Spray jet:** Powerful, efficient water jet - ideal for cleaning pots and pans

AVIA 2.0 / AVIA 2.0 LOW PRESSURE

€ excl. VAT

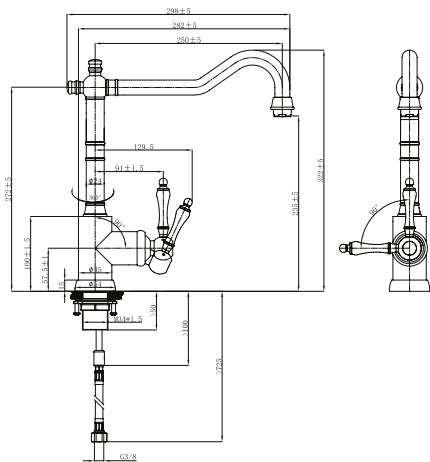
Avia 2.0



Article number	Description	Price
9240 00 LC	stainless steel	584,-
9240 00 03	Gold	760,-
9240 00 04	bronze	760,-
9240 00 05	anthracite	760,-

Matching soap dispensers, valve caps, cover caps for the overflow and cover caps for turn handles can be found from page 99
The accessory laminar jet regulator 92517400 can be used compatibly for these fittings (see page 105).

- Material: solid stainless steel
- Cartridge material: plastic, ceramic gaskets
- Swivel range: 360°
- Opening angle of lever: 25°
- Tap can be installed directly in front of a wall as the water temperature is regulated within a 90° range towards the sink
- Flow volume comfort jet: 11.2 l/min
- Flexible connection hoses, length 600 mm



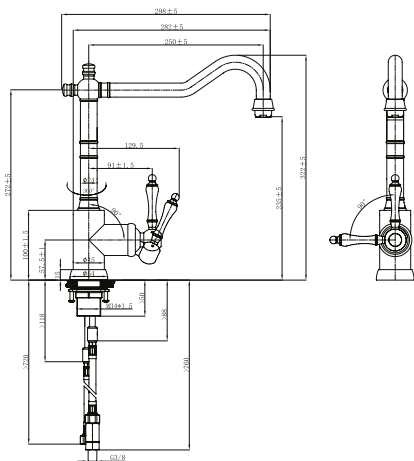
Avia 2.0 Low pressure



Article number	Description	Price
9240 11 LC	stainless steel	636,-

Matching soap dispensers, valve caps, cover caps for the overflow and cover caps for turn handles can be found from page 99

- Material: solid stainless steel
- Cartridge material: plastic, ceramic gaskets
- Swivel range: 360°
- Opening angle of lever: 25°
- Tap can be installed directly in front of a wall as the water temperature is regulated within a 90° range towards the sink
- Comfort mode flow rate: 11.4 l/min
- Flexible connection hoses, length 600 mm



COMO / COMO LOW PRESSURE

€ excl. VAT

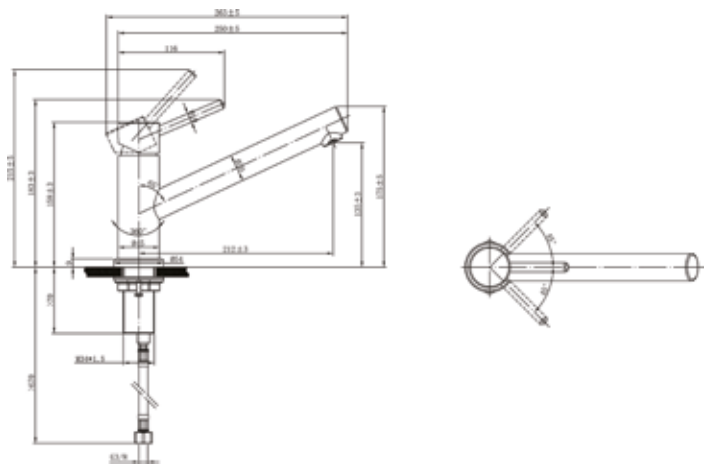
Como



Article number	Description	Price
9251 00 LC	stainless steel	384,-
9251 00 LE	stainless steel massive polished	384,-
9251 00 05	anthracite	490,-

Matching soap dispensers, valve caps, cover caps for the overflow and cover caps for turn handles can be found from page 99
The accessory laminar jet regulator 92517400 can be used compatibly for these fittings (see page 105).

- Material: solid stainless steel
- Cartridge material: plastic, ceramic gaskets
- Swivel range: 360°
- Opening angle of lever: 25°
- Flow volume comfort jet: 15.3 l/min
- Flexible connection hoses, length 600 mm



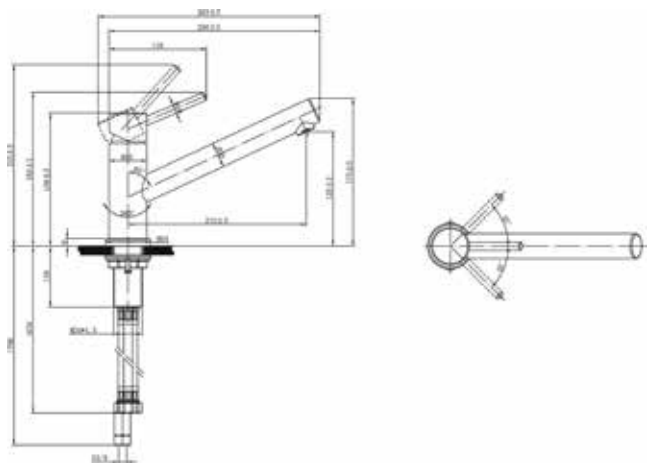
Como Low pressure



Article number	Description	Price
9251 11 LC	stainless steel	480,-
9251 11 05	anthracite	604,-

Matching soap dispensers, valve caps, cover caps for the overflow and cover caps for turn handles can be found from page 99

- Material: solid stainless steel
- Cartridge material: plastic, ceramic gaskets
- Swivel range: 360°
- Opening angle of lever: 25°
- Flow volume comfort jet: 12.5 l/min
- Flexible connection hoses, length 600 mm



COMO SHOWER / COMO SHOWER LOW PRESSURE

€ excl. VAT

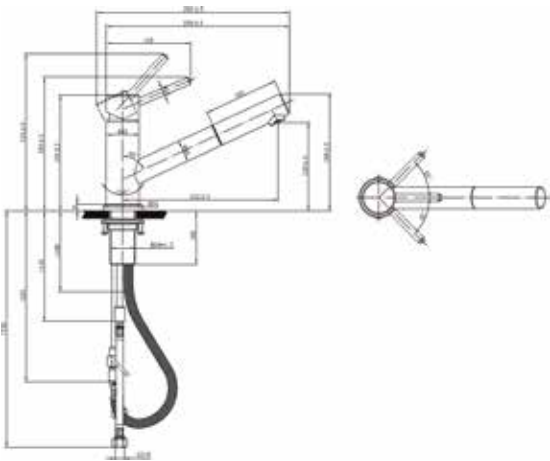
Como Shower



Article number	Description	Price
9252 00 LC	stainless steel	511,-
9252 00 LE	stainless steel massive polished	511,-
9252 00 05	anthracite	650,-

Matching soap dispensers, **valve caps**, **cover caps for the overflow** and **cover caps for turn handles** can be found from page 99
The accessory laminar jet regulator 92517400 can be used compatibly for these fittings (see page 105).

- Material: solid stainless steel
- Cartridge material: plastic, ceramic gaskets
- Swivel range: 120°
- Opening angle of lever: 25°
- Shower hose: integrated, retractable, length 1800 mm
- Flow volume comfort jet: 12.6 l/min
- Flexible connection hoses, length 600 mm
- Spray head return via return spring



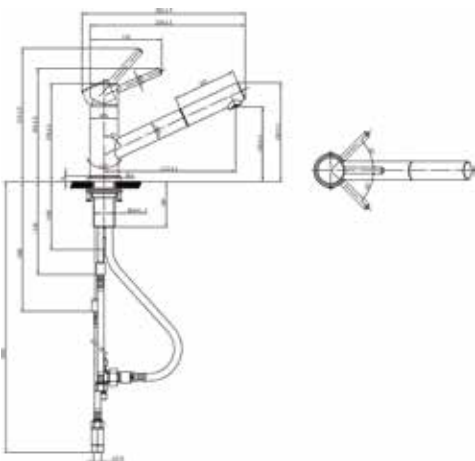
Como Shower Low pressure



Article number	Description	Price
9252 11 LC	stainless steel	639,-
9252 11 05	anthracite	798,-

Matching soap dispensers, **valve caps**, **cover caps for the overflow** and **cover caps for turn handles** can be found from page 99

- Material: solid stainless steel
- Cartridge material: plastic, ceramic gaskets
- Swivel range: 120°
- Opening angle of lever: 25°
- Shower hose: integrated, retractable, length 1800 mm
- Flow volume comfort jet: 8.0 l/min
- Flexible connection hoses, length 600 mm
- Spray head return via return spring



COMO SKY / COMO SKY SHOWER

€ excl. VAT

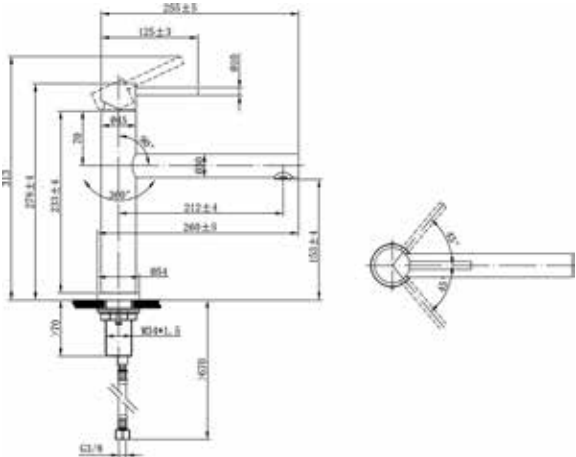
Como Sky



Article number	Description	Price
9278 00 LC	stainless steel	532,-

Matching soap dispensers, valve caps, cover caps for the overflow and cover caps for turn handles can be found from page 99
The accessory laminar jet regulator 92517400 can be used compatibly for these fittings (see page 105).

- Material: solid stainless steel
- Cartridge material: plastic, ceramic gaskets
- Swivel range: 360°
- Opening angle of lever: 25°
- Flow volume comfort jet: 9.4 l/min
- Flexible connection hoses, length 600 mm
- Adjustable aerator



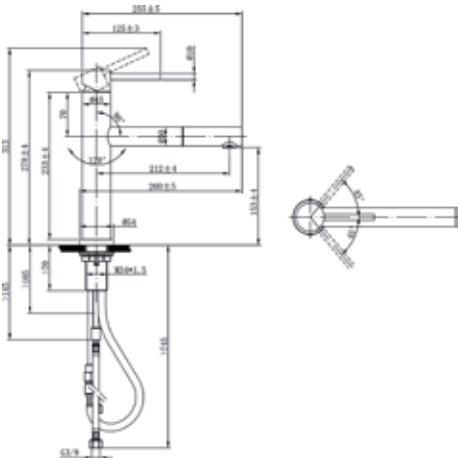
Como Sky Shower



Article number	Description	Price
9279 00 LC	stainless steel	656,-

Matching soap dispensers, valve caps, cover caps for the overflow and cover caps for turn handles can be found from page 99
The accessory laminar jet regulator 92517400 can be used compatibly for these fittings (see page 105).

- Material: solid stainless steel
- Cartridge material: plastic, ceramic gaskets
- Swivel range: 120°
- Opening angle of lever: 25°
- Shower hose: integrated, retractable, length 1800 mm
- Flow volume comfort jet: 7.8 l/min
- Flexible connection hoses, length 600 mm
- Adjustable aerator
- Spray head return via return spring



COMO WINDOW / COMO SHOWER WINDOW

€ excl. VAT

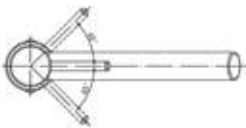
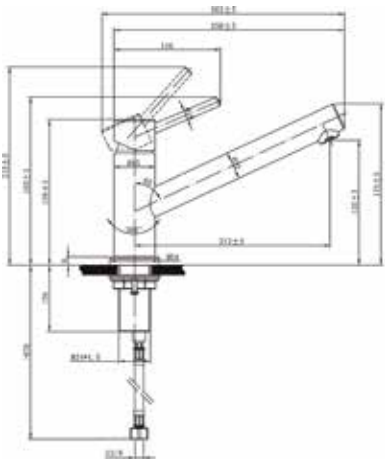
Como Window



Article number	Description	Price
9257 00 LC	stainless steel	480,-
9257 00 05	anthracite	604,-

Matching soap dispensers, valve caps, cover caps for the overflow and cover caps for turn handles can be found from page 99
The accessory laminar jet regulator 92517400 can be used compatibly for these fittings (see page 105).

- Material: solid stainless steel
- Cartridge material: plastic, ceramic gaskets
- Swivel range: 360°
- Opening angle of lever: 25°
- Flow volume comfort jet: 14.8 l/min
- Flexible connection hoses, length 800 mm
- Height of base with extended tap fitting: 35 mm
- Space is required in or next to the sink to allow use of window feature
- The fitting can be flexibly pulled out and set on the worktop, therefore allowing a window installation



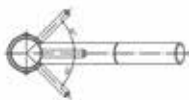
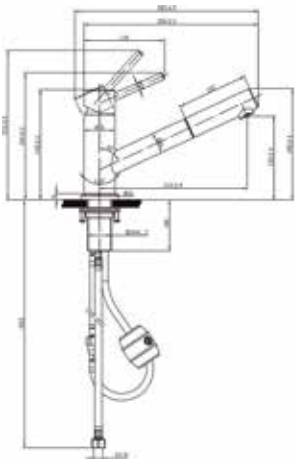
Como Shower Window



Article number	Description	Price
9258 00 LC	stainless steel	639,-
9258 00 05	anthracite	798,-

Matching soap dispensers, valve caps, cover caps for the overflow and cover caps for turn handles can be found from page 99
The accessory laminar jet regulator 92517400 can be used compatibly for these fittings (see page 105).

- Material: solid stainless steel
- Cartridge material: plastic, ceramic gaskets
- Swivel range: 120°
- Opening angle of lever: 25°
- Shower hose: integrated, retractable, length 1500 mm
- Flow volume comfort jet: 8.6 l/min
- Flexible connection hoses, length 800 mm
- Height of base with extended tap fitting: 35 mm
- Retraction of spray head by means of hose weight
- Space is required in or next to the sink to allow use of window feature



COMO SWITCH / COMO X

€ excl. VAT

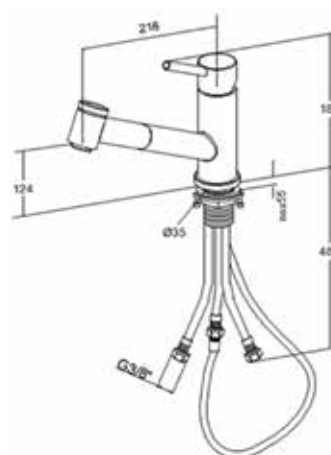
Como Switch




Article number	Description	Price
9272 00 LC	stainless steel	645,-
9272 00 LE	stainless steel massive polished	645,-

Matching soap dispensers, valve caps, cover caps for the overflow and cover caps for turn handles can be found from page 99

- Material: solid stainless steel
- Cartridge material: plastic, ceramic gaskets
- Swivel range: 120°
- Opening angle of lever: 25°
- Shower hose: integrated, retractable, length 1800 mm
- Flow volume comfort jet: 7.8 l/min
- Flow volume spray jet: 5.0 l/min
- Flexible connection hoses, length 600 mm
- Hand-held spray with two spray modes
- Spray head return via return spring



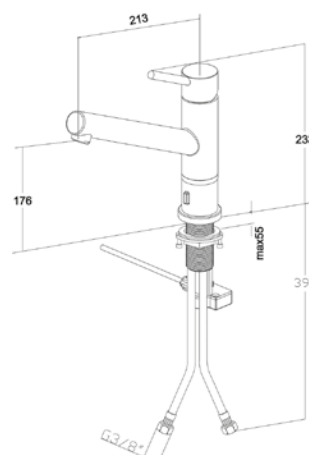
Como X



Article number	Description	Price
9275 00 LC	stainless steel	539,-

Matching soap dispensers, valve caps, cover caps for the overflow and cover caps for turn handles can be found from page 99
The accessory laminar jet regulator 92517400 can be used compatibly for these fittings (see page 105).

- Material: solid stainless steel
- Cartridge material: plastic, ceramic gaskets
- Swivel range: 360°
- Opening angle of lever: 25°
- Flow volume comfort jet: 12.1 l/min
- Flexible connection hoses, length 800 mm
- Kitchen tap equipped with an integrated pop-up turn knob
- Opening / closing the pop-up waste with the ring on the tap
- No tap hole on the sink required for the pop-up turn knob
- Please order a sink with a pop-up waste system
- Allow sufficient space between kitchen sink and connection box for pop-up waste
- Opening/closing of the pop-up waste via the ring on the fitting



FINERA / FINERA SQUARE

€ excl. VAT

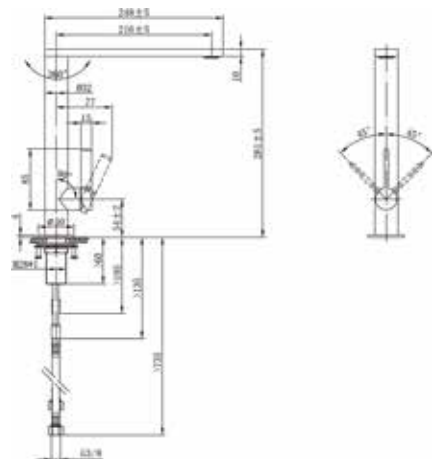
Finera



Article number	Description	Price
9270 00 LC	stainless steel	573,-
9270 00 03	Gold	681,-
9270 00 04	bronze	681,-
9270 00 05	anthracite	681,-

Matching soap dispensers, valve caps, cover caps for the overflow and cover caps for turn handles can be found from page 99

- Material: solid stainless steel
- Cartridge material: plastic, ceramic gaskets
- Swivel range: 360°
- Opening angle of lever: 25°
- Please note: tap must not be installed directly in front of a wall as the water temperature is regulated 45° to the rear and 45° towards the front of the sink
- Flow volume: 10.5 l/min
- Flexible connection hoses, length 600 mm
- Adjustable aerator



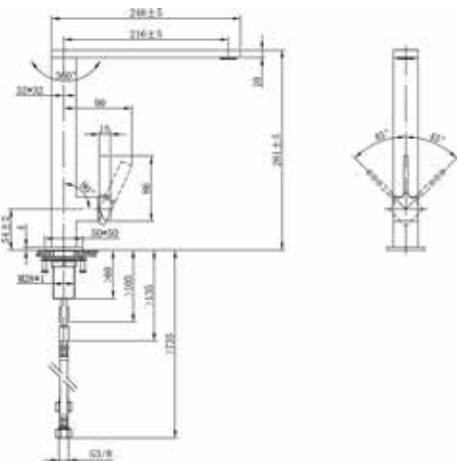
Finera Square



Article number	Description	Price
9271 00 LC	stainless steel	573,-

Matching soap dispensers, valve caps, cover caps for the overflow and cover caps for turn handles can be found from page 99

- Material: solid stainless steel
- Cartridge material: plastic, ceramic gaskets
- Swivel range: 360°
- Opening angle of lever: 25°
- Please note: tap must not be installed directly in front of a wall as the water temperature is regulated 45° to the rear and 45° towards the front of the sink
- Flow volume comfort jet: 10.5 l/min
- Flexible connection hoses, length 600 mm
- Adjustable aerator



JUNIS SHOWER / JUNIS SKY SHOWER

€ excl. VAT

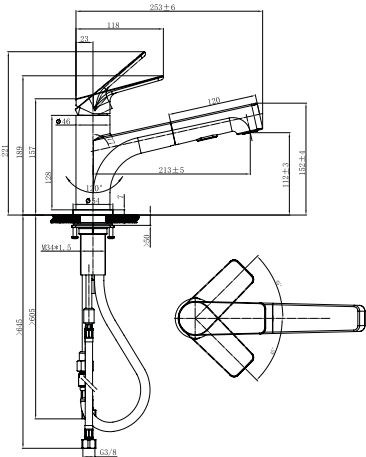
Junis Shower



Article number	Description	Price
9281 00 LC	stainless steel	599,-
9281 00 06	Matt Black	736,-

Matching soap dispensers, valve caps, cover caps for the overflow and cover caps for turn handles can be found from page 99

- Material: solid stainless steel
- Cartridge material: plastic, ceramic gaskets
- Swivel range: 120°
- Opening angle of lever: 25°
- Flow volume laminar jet: 7.9 l/min
- Flow volume spray jet: 6.6 l/min
- Flexible connection hoses, length 600 mm
- Hand-held spray hose with flexible joint
- Pull-out, hand-held spray
- Spray head return via return spring
- Hand-held spray with two spray modes



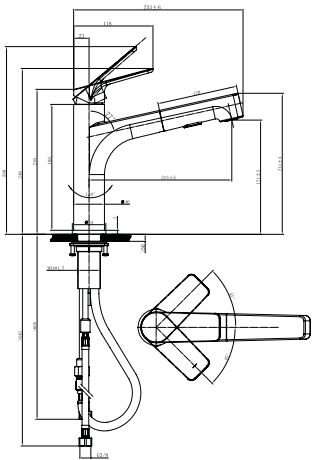
Junis Sky Shower



Article number	Description	Price
9282 00 LC	stainless steel	673,-
9282 00 06	Matt Black	827,-

Matching soap dispensers, valve caps, cover caps for the overflow and cover caps for turn handles can be found from page 99

- Material: solid stainless steel
- Cartridge material: plastic, ceramic gaskets
- Swivel range: 120°
- Opening angle of lever: 25°
- Flow volume laminar jet: 7.9 l/min
- Flow volume spray jet: 6.6 l/min
- Flexible connection hoses, length 600 mm
- Hand-held spray hose with flexible joint
- Pull-out, hand-held spray
- Spray head return via return spring
- Hand-held spray with two spray modes



MODERN STEEL / MODERN STEEL LOW PRESSURE

€ excl. VAT

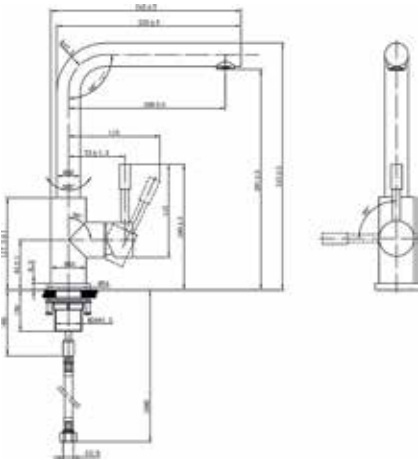
Modern Steel



Article number	Description	Price
9668 01 LC	stainless steel	667,-
9668 01 LE	stainless steel massive polished	667,-
9668 01 05	anthracite	769,-

Matching soap dispensers, valve caps, cover caps for the overflow and cover caps for turn handles can be found from page 99
The accessory laminar jet regulator 92517400 can be used compatibly for these fittings (see page 105).

- Material: solid stainless steel
- Cartridge material: plastic, ceramic gaskets
- Swivel range: 360°
- Opening angle of lever: 25°
- Tap can be installed directly in front of a wall as the water temperature is regulated within a 90° range towards the sink
- Flow volume comfort jet: 11.5 l/min
- Flexible connection hoses, length 600 mm



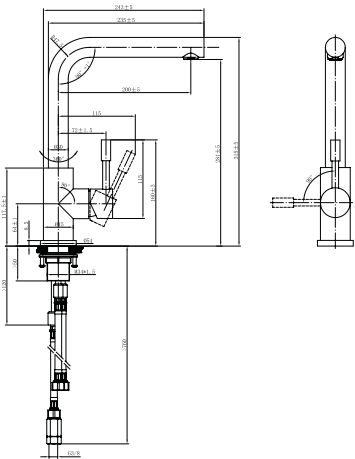
Modern Steel Low pressure



Article number	Description	Price
9668 11 LC	stainless steel	796,-

Matching soap dispensers, valve caps, cover caps for the overflow and cover caps for turn handles can be found from page 99

- Material: solid stainless steel
- Cartridge material: plastic, ceramic gaskets
- Swivel range: 360°
- Opening angle of lever: 25°
- Tap can be installed directly in front of a wall as the water temperature is regulated within a 90° range towards the sink
- Flow volume comfort jet: 11.9 l/min
- Flexible connection hoses, length 600 mm



SORANO / SORANO SHOWER

€ excl. VAT

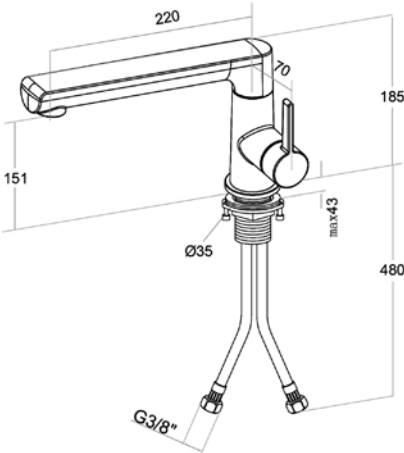
Sorano



Article number	Description	Price
9266 00 LC	stainless steel	416,-

Matching soap dispensers, valve caps, cover caps for the overflow and cover caps for turn handles can be found from page 99
The accessory laminar jet regulator 92517400 can be used compatibly for these fittings (see page 105).

- Material: solid stainless steel
- Cartridge material: plastic, ceramic gaskets
- Swivel range: 360°
- Opening angle of lever: 25°
- Please note: tap must not be installed directly in front of a wall as the water temperature is regulated 45° to the rear and 45° towards the front of the sink
- Flow volume comfort jet: 13.3 l/min
- Flexible connection hoses, length 600 mm
- Adjustable aerator



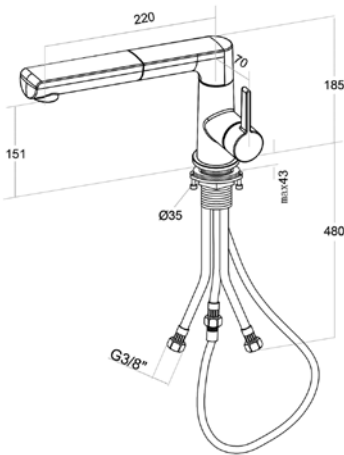
Sorano Shower



Article number	Description	Price
9268 00 LC	stainless steel	547,-

Matching soap dispensers, valve caps, cover caps for the overflow and cover caps for turn handles can be found from page 99
The accessory laminar jet regulator 92517400 can be used compatibly for these fittings (see page 105).

- Material: solid stainless steel
- Cartridge material: plastic, ceramic gaskets
- Swivel range: 360°
- Opening angle of lever: 25°
- Please note: tap must not be installed directly in front of a wall as the water temperature is regulated 45° to the rear and 45° towards the front of the sink
- Flow volume comfort jet: 13.3 l/min
- Shower hose: integrated, retractable, length 1800 mm
- Flexible connection hoses, length 600 mm
- Adjustable aerator
- Spray head return via return spring



SORANO SKY / SORANO SKY SHOWER

€ excl. VAT

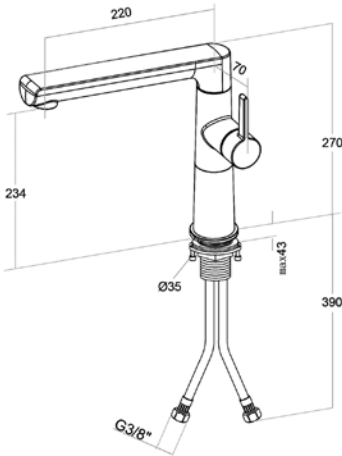
Sorano Sky



Article number	Description	Price
9267 00 LC	stainless steel	526,-

Matching soap dispensers, valve caps, cover caps for the overflow and cover caps for turn handles can be found from page 99
The accessory laminar jet regulator 92517400 can be used compatibly for these fittings (see page 105).

- Material: solid stainless steel
- Cartridge material: plastic, ceramic gaskets
- Swivel range: 360°
- Opening angle of lever: 25°
- Please note: tap must not be installed directly in front of a wall as the water temperature is regulated 45° to the rear and 45° towards the front of the sink
- Flow volume comfort jet: 13.3 l/min
- Flexible connection hoses, length 600 mm
- Adjustable aerator



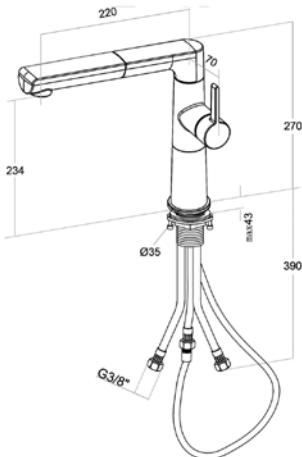
Sorano Sky Shower



Article number	Description	Price
9269 00 LC	stainless steel	648,-

Matching soap dispensers, valve caps, cover caps for the overflow and cover caps for turn handles can be found from page 99
The accessory laminar jet regulator 92517400 can be used compatibly for these fittings (see page 105).

- Material: solid stainless steel
- Cartridge material: plastic, ceramic gaskets
- Swivel range: 360°
- Opening angle of lever: 25°
- Please note: tap must not be installed directly in front of a wall as the water temperature is regulated 45° to the rear and 45° towards the front of the sink
- Shower hose: integrated, retractable, length 1800 mm
- Flow volume comfort jet: 13.3 l/min
- Flexible connection hoses, length 600 mm
- Adjustable aerator
- Spray head return via return spring



STEEL EXPERT 2.0 / STEEL EXPERT COMPACT

€ excl. VAT

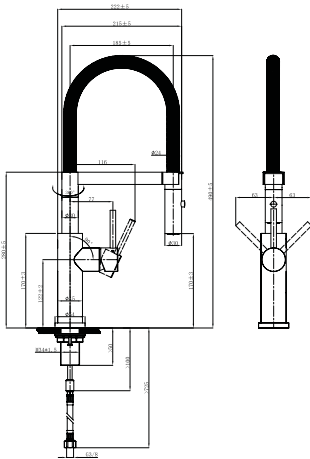
Steel Expert 2.0



Article number	Description	Price
9280 00 LC	stainless steel	792,-
9280 00 05	anthracite	1020,-
9280 00 06	Matt Black	964,-

Matching soap dispensers, valve caps, cover caps for the overflow and cover caps for turn handles can be found from page 99

- Material: solid stainless steel
- Cartridge material: plastic, ceramic gaskets
- Swivel range: 360°
- Opening angle of lever: 25°
- Please note: tap must not be installed directly in front of a wall as the water temperature is regulated 45° to the rear and 45° towards the front of the sink
- Flow volume laminar jet: 5.4 l/min
- Flow volume spray jet: 4.8 l/min
- Flexible connection hoses, length 600 mm
- Flexible hand spray
- Hand-held spray with two spray modes



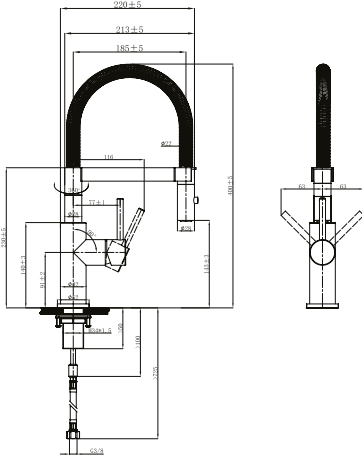
Steel Expert Compact



Article number	Description	Price
9273 00 LC	stainless steel	753,-
9273 00 05	anthracite	978,-
9273 00 06	Matt Black	924,-

Matching soap dispensers, valve caps, cover caps for the overflow and cover caps for turn handles can be found from page 99

- Material: solid stainless steel
- Cartridge material: plastic, ceramic gaskets
- Swivel range: 360°
- Opening angle of lever: 25°
- Please note: tap must not be installed directly in front of a wall as the water temperature is regulated 45° to the rear and 45° towards the front of the sink
- Flow volume laminar jet: 5.4 l/min
- Flow volume spray jet: 4.8 l/min
- Flexible connection hoses, length 600 mm
- Flexible hand spray
- Hand-held spray with two spray modes



STEEL SHOWER / STEEL SHOWER LOW PRESSURE

€ excl. VAT

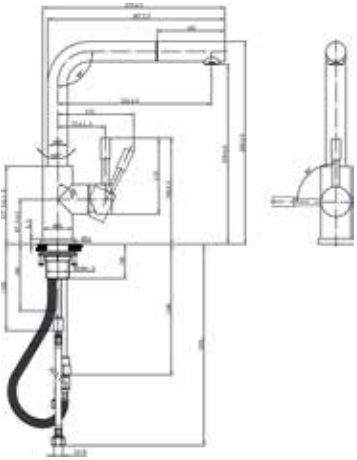
Steel Shower



Article number	Description	Price
9697 01 LC	stainless steel	718,-
9697 01 05	anthracite	832,-
9697 01 06	Matt Black	786,-

Matching soap dispensers, valve caps, cover caps for the overflow and cover caps for turn handles can be found from page 99

- Material: solid stainless steel
- Cartridge material: plastic, ceramic gaskets
- Swivel range: 360°
- Opening angle of lever: 25°
- Tap can be installed directly in front of a wall as the water temperature is regulated within a 90° range towards the sink
- Shower hose: integrated, retractable, length 1800 mm
- Flow volume comfort jet: 11.7 l/min
- Flexible connection hoses, length 600 mm
- Spray head return via return spring



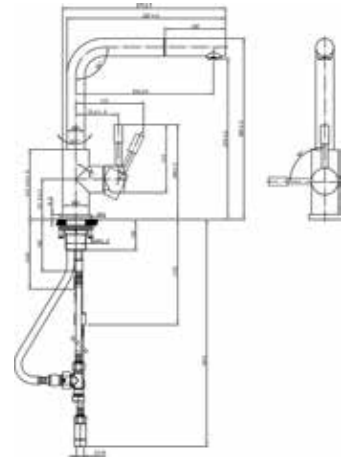
Steel Shower Low pressure



Article number	Description	Price
9697 11 LC	stainless steel	865,-

Matching soap dispensers, valve caps, cover caps for the overflow and cover caps for turn handles can be found from page 99

- Material: solid stainless steel
- Cartridge material: plastic, ceramic gaskets
- Swivel range: 360°
- Opening angle of lever: 25°
- Tap can be installed directly in front of a wall as the water temperature is regulated within a 90° range towards the sink
- Shower hose: integrated, retractable, length 1800 mm
- Flow volume comfort jet: 7.9 l/min
- Flexible connection hoses, length 600 mm
- Spray head return via return spring



SUBWAY STYLE SHOWER

€ excl. VAT

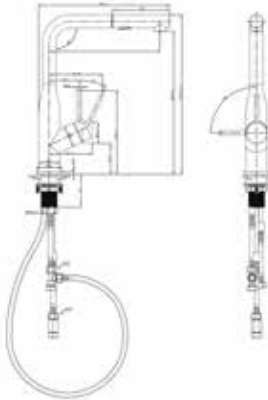
Subway Style Shower



Article number	Description	Price
9285 00 LC	stainless steel	742,-
9285 00 05	anthracite	966,-
9285 00 06	Matt Black	913,-

Matching soap dispensers, valve caps, cover caps for the overflow and cover caps for turn handles can be found from page 99

- Material: solid stainless steel
- Cartridge material: plastic, ceramic gaskets
- Swivel range: 360°
- Opening angle of lever: 25°
- Flow volume laminar jet: 6.94 l/min
- Flow volume spray jet: 6.46 l/min
- Flexible connection hoses, length 600 mm
- Hand-held spray hose with flexible joint
- Pull-out, hand-held spray
- Spray head return via return spring
- Hand-held spray with two spray modes



UMBRELLA / UMBRELLA FLEX

€ excl. VAT

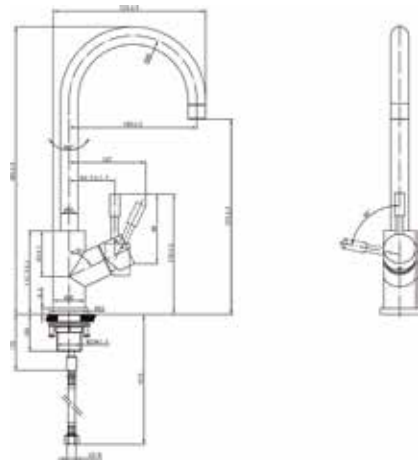
Umbrella



Article number	Description	Price
9253 00 LC	stainless steel	547,-
9253 00 LE	stainless steel massive polished	547,-
9253 00 03	Gold	649,-
9253 00 04	bronze	649,-
9253 00 05	anthracite	649,-

Matching soap dispensers, valve caps, cover caps for the overflow and cover caps for turn handles can be found from page 99

- Material: solid stainless steel
- Cartridge material: plastic, ceramic gaskets
- Swivel range: 360°
- Opening angle of lever: 25°
- Tap can be installed directly in front of a wall as the water temperature is regulated within a 90° range towards the sink
- Flow volume comfort jet: 16.0 l/min
- Flexible connection hoses, length 600 mm



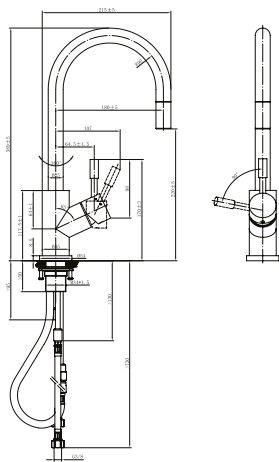
Umbrella Flex



Article number	Description	Price
9254 00 LC	stainless steel	662,-
9254 00 LE	stainless steel massive polished	662,-
9254 00 03	Gold	788,-
9254 00 04	bronze	788,-
9254 00 05	anthracite	788,-

Matching soap dispensers, valve caps, cover caps for the overflow and cover caps for turn handles can be found from page 99

- Material: solid stainless steel
- Cartridge material: plastic, ceramic gaskets
- Swivel range: 360°
- Opening angle of lever: 25°
- Tap can be installed directly in front of a wall as the water temperature is regulated within a 90° range towards the sink
- Shower hose: integrated, retractable, length 1800 mm
- Flow volume comfort jet: 11.5 l/min
- Flexible connection hoses, length 600 mm



SOAP DISPENSER

€ excl. VAT

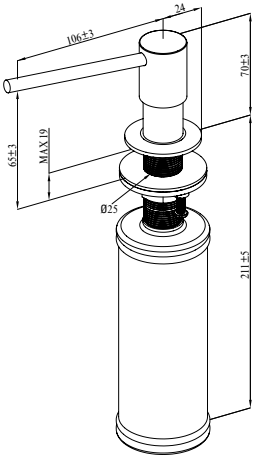
Soap dispenser



Article number	Description	Price
9236 20 LC	stainless steel	200,-
9236 20 LE	stainless steel massive polished	200,-
9236 20 03	Gold	234,-
9236 20 04	bronze	234,-
9236 20 05	anthracite	234,-
9236 20 06	Matt Black	221,-

Matching soap dispensers, valve caps, cover caps for the overflow and cover caps for turn handles can be found from page 99

- Material: stainless steel (head), plastic (holder)
- Filling quantity: 250 ml
- Container, soap dispenser: Diameter 55 mm



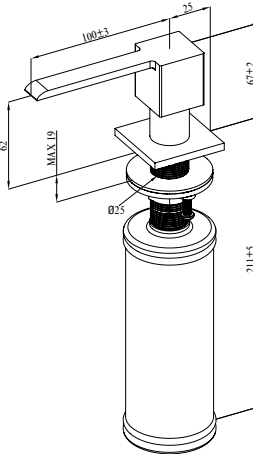
Soap dispenser



Article number	Description	Price
9236 30 LC	stainless steel	214,-

Matching soap dispensers, valve caps, cover caps for the overflow and cover caps for turn handles can be found from page 99

- Material: stainless steel (head), plastic (holder)
- Filling quantity: 250 ml
- Container, soap dispenser: Diameter 55 mm



HIGH QUALITY ACCESSORIES FROM VILLEROY & BOCH

In hardly any other room of the house are materials subjected to the stresses found in the kitchen. That's why Villeroy & Boch has extremely strict standards for the quality of the materials it uses. Work's more fun with the right equipment: So customise your sink to suit your requirements by adding accessories such as wire baskets or strainers, hanging bowls or chopping boards. This makes it possible to better coordinate each step of the process.



Stainless steel **hanging bowl** and walnut (real-wood veneer with compact core) **cutting board** complement each other to perfection for even greater comfort when preparing food.



Roll-up rack made of stainless steel – convenient for draining dishes.



Cap waste cover made of stainless steel
Attractive cap waste cover, can be used in any Villeroy & Boch sink, dishwasher-safe.



Inset strainer made of stainless steel
Practical when preparing and cooking food.



Wire basket made of stainless steel
Practical protection when doing the dishes.



Universal cutting board
Stays in place for comfortable working at the sink, draining board or worktop.



Variety of pop-up wastes suitable for your taps
Available in a matt or high-gloss finish as well as in the new metallic colours.




Selection of stainless steel soap dispensers
Elegant solution for soap or washing-up liquid.

ACCESSORIES

€ excl. VAT

Cap waste cover



Article number	Description	Price
9624 15 LC	stainless steel, universell einsetzbar	47,-
9624 15 03	Gold, universell einsetzbar	59,-
9624 15 04	bronze, universell einsetzbar	59,-
9624 15 05	anthracite, universell einsetzbar	59,-

Rolling mat



Article number	Description	Price
9K08 00 K1	Stainless steel, universell einsetzbar	144,-

Universal cutting board, walnut



Article number	Description	Price
8K36 10 00	For sinks: 3304, 3305, 3307, 3309, 3312, 3313, 3315, 3350, 3360, 3365, 6712, 6714, 6745, 6770, 6772, 6780,	219,-

Walnut cutting board with compact core



Article number	Description	Price
8K33 10 00	For sinks: 3309, 3312, 3313, 3315, 6712, 6714, 6770, 6772, 6780, 6781	190,-

Steamer tray 1/3



Article number	Description	Price
8299 06 K1	Stainless steel, For sinks: 3336, 3335, 3334, 3315, 6758, 3365, 3337	61,-

Steamer tray 2/3



Article number	Description	Price
8299 05 K1	Stainless steel, For sinks: 3336, 3315, 6758	84,-

ACCESSORIES

€ excl. VAT

Strainer bowl



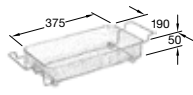
Article number	Description	Price
8K37 00 K1	Stainless steel, For sinks:3309, 3312, 3313, 3315, 6712, 6714, 6770, 6772, 6780, 6781	153,-

Inset strainer




Article number	Description	Price
9K04 00 K1	Stainless steel, For sinks:3309, 3312, 3313, 3315, 6712, 6714, 6770, 6772, 6780, 6781	82,-

Inset strainer



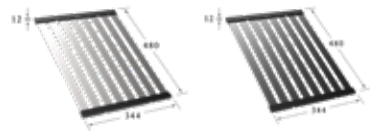
Article number	Description	Price
8345 47 K1	Stainless steel, For sinks:3350, 3360, 3365, 6726, 6745, 3380	160,-

Cover cap for overflow



Article number	Description	Price
8299 10 03	Gold	23,-
8299 10 04	bronze	23,-
8299 10 05	anthracite	23,-
8299 10 06	Matt Black	21,-

Folding draining rack




Article number	Description	Price
9K13 00 71	Aluminum brushed	164,-
9K13 00 05	Anthracite	164,-

ACCESSORIES

€ excl. VAT

Draining rack



Article number	Description	Price
9K14 00 71	Aluminum brushed	110,-
9K14 00 05	Anthracite	110,-

European oak cutting board



Article number	Description	Price
8K42 10 00	Oak	105,-

Strainer bowl



Article number	Description	Price
8K38 00 K1	Stainless steel, For sinks:3309, 3312, 3313, 3315, 6712, 6713, 6714, 6720, 6721, 6770, 6772, 6773, 6780, 6781	164,-

Cover cap for turn lever



Article number	Description	Price
9405 26 L7	matt, Brass	50,-
9405 26 61	chrome, Brass	50,-
9405 26 03	Gold, Stainless steel	138,-
9405 26 04	bronze, Stainless steel	138,-
9405 26 05	anthracite, Stainless steel	138,-
9405 26 06	Matt Black, Stainless steel	126,-

Cover cap for turn lever



Article number	Description	Price
9405 36 L7	matt, Brass	50,-
9405 36 61	chrome, Brass	50,-

ACCESSORIES

€ excl. VAT

Cover cap for double turn lever



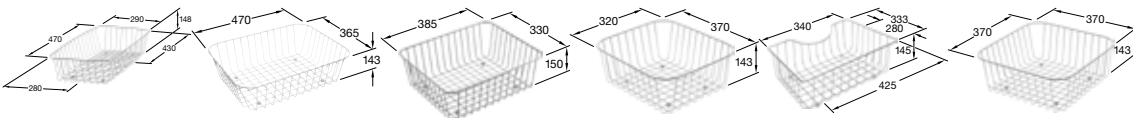
Article number	Description	Price
9405 25 L7	matt, Brass	50,-
9405 25 61	chrome, Brass	50,-
9405 25 03	Gold, Stainless steel	138,-
9405 25 04	bronze, Stainless steel	138,-
9405 25 05	anthracite, Stainless steel	138,-
9405 25 06	Matt Black, Stainless steel	126,-

Cover cap for double turn lever



Article number	Description	Price
9405 35 L7	matt, Brass	50,-
9405 35 61	chrome, Brass	50,-

Salad basket



Article number	Description	Price
8349 00 K1	Stainless steel, for Arena Eck 6729	178,-
8397 00 K1	Stainless steel, for Cisterna 60C 6706, Subway 60 SU 3310	178,-
8341 00 K1	Stainless steel, for Spülstein Doppelbecken 6323	178,-
9841 00 K1	Stainless steel, for Subway 50 S 3315, Subway 50 S flat 3315, Subway 60 XU 6758, Architectura 50 3350	178,-
8K09 00 K1	Stainless steel, for Solo Eck 6708	178,-
9849 00 K1	Stainless steel, for Cisterna 50 6703, Subway 50 SU 3325	178,-
9850 00 K1	Stainless steel, for Cisterna 45 6704, Condor 50 6732, Subway 45 SU 3324	178,-
9K09 00 K1	Stainless steel, for Timeline 50 3307, Timeline 50 flat 3307	178,-
8K12 00 K1	Stainless steel, for Timeline 60 6790, Timeline 60 flat 6790, Architectura 60 3360	178,-
8331 00 K1	Stainless steel, for Architectura 60XR 3365, Condor 45 6745	178,-
8K04 00 K1	Stainless steel, for Subway 60 6712/6772, Subway 60 flat 6712/6772, Subway 60 XM 6780, Subway 60 XM flat 6780	178,-
8K05 00 K1	Stainless steel, for Subway 50 6713/6773, Subway 50 flat 6713/6773, Subway 60 XR 6721/6720, Subway 60 XR flat 6721/6720	178,-
8K06 00 K1	Stainless steel, for Subway 45 6714/6772, Subway 45 flat 6714/6772, Subway 45 XS 6781, Subway 45 XS flat 6781, Subway 45 Compact 3313/3312	178,-
8K31 00 K1	Stainless steel, for Subway 60 S 3309, Subway 60 S flat 3309	178,-
9K10 00 K1	Stainless steel, for Siluet 60 3336, Siluet 60 flat 3336	272,-
9K11 00 K1	Stainless steel, for Siluet 50 3335, Siluet 50 flat 3335, Siluet 60 3337, Siluet 60 R flat 3337	258,-
9K12 00 K1	Stainless steel, for Siluet 45 3334, Siluet 45 flat 3334	244,-

Installation kit

Article number	Description	Price
9220 58 00	for flush-mounted sinks	26,-

ACCESSORIES

€ excl. VAT

Universal cutting board made of European oak



Article number	Description	Price
8K44 00 00	Universal Wooden Cutting Board in Oak	180,-

Universal cutting board made of Thermal ash




Article number	Description	Price
8K45 00 00	Universal Wooden Cutting Board in Thermo Ash	180,-

Universal cutting board made of European oak



Article number	Description	Price
8K43 00 00	Wooden chopping board for use in the Subway Style 50 S and 60 S single basins and for fitting to our built-in sinks	175,-

Silicon draining mat



Article number	Description	Price
9K15 00 00	Silicon	110,-

Strainer bowl



Article number	Description	Price
9K16 00 K1	Stainless steel	165,-

Accessory set

Article number	Description	Price
9624 20 03	Gold	220,-
9624 20 04	bronze	220,-
9624 20 05	anthracite	220,-

Laminar flow regulator

Article number	Description	Price
9251 74 00	For sinks: für Avia 2.0, Como, Como Shower, Como Sky, Como Sky Shower, Como Window, Como Shower Window, Como X, Modern Steel, Sorano, Sorano Shower, Sorano Sky, Sorano Sky Shower	12,-

SPARE PARTS

€ excl. VAT

Lever



Article number	Description	Price
9240 80 LC	stainless steel, for Avia 2.0	98,-
9240 80 03	Gold, for Avia 2.0	98,-
9240 80 04	bronze, for Avia 2.0	98,-
9240 80 05	anthracite, for Avia 2.0	98,-

Lever



Article number	Description	Price
9251 80 LC	stainless steel, for Como / Como Niederdruck / Como Shower / Como Shower Niederdruck / Como Window / Como Shower Window / Como Switch / Como X	98,-
9251 80 LE	stainless steel massive polished, for Como / Como Niederdruck / Como Shower / Como Shower Niederdruck / Como Window / Como Shower Window / Como Switch / Como X	98,-
9251 80 05	anthracite, for Como / Como Niederdruck / Como Shower / Como Shower Niederdruck / Como Window / Como Shower Window / Como Switch / Como X	103,-

Lever



Article number	Description	Price
9278 80 LC	stainless steel, for Como Sky / Como Sky Shower	98,-
9278 80 LE	stainless steel massive polished, for Como Sky / Como Sky Shower	98,-

Lever



Article number	Description	Price
9270 80 LC	stainless steel massive, for Finera / Finera Slope	93,-
9270 80 03	stainless steel massive, for Finera / Finera Slope	98,-
9270 80 04	stainless steel massive, for Finera / Finera Slope	98,-
9270 80 05	stainless steel massive, for Finera / Finera Slope	98,-

Lever



Article number	Description	Price
9271 80 LC	stainless steel, for Finera Square / Finera Slope Square	93,-

Lever



Article number	Description	Price
9281 80 LC	stainless steel, for Junis Shower / Junis Sky Shower	103,-
9281 80 06	Matt Black, for Junis Shower / Junis Sky Shower	103,-

Lever



Article number	Description	Price
9266 80 LC	stainless steel, for Sorano / Sorano Shower / Sorano Sky / Sorano Sky Shower	96,-

Lever



Article number	Description	Price
9280 80 LC	stainless steel, for Steel Expert 2.0	114,-
9280 80 05	anthracite, for Steel Expert 2.0	114,-
9280 80 06	Matt Black, for Steel Expert 2.0	114,-

Lever



Article number	Description	Price
9273 80 LC	stainless steel, for Steel Expert Compact	98,-
9273 80 05	anthracite, for Steel Expert Compact	98,-
9273 80 06	Matt Black, for Steel Expert Compact	98,-

Lever



Article number	Description	Price
9668 80 LC	stainless steel, for Steel Shower / Modern Steel	93,-
9668 80 LE	stainless steel massive polished, for Steel Shower / Modern Steel	93,-
9668 80 05	anthracite, for Steel Shower / Modern Steel	98,-
9668 80 06	Matt Black, for Steel Shower / Modern Steel	98,-

SPARE PARTS

€ excl. VAT

Lever



Article number	Description	Price
9253 80 LC	stainless steel, for Umbrella / Umbrella Flex	93,-
9253 80 LE	stainless steel massive polished, for Umbrella / Umbrella Flex	93,-
9253 80 03	Gold, for Umbrella / Umbrella Flex	98,-
9253 80 04	bronze, for Umbrella / Umbrella Flex	98,-
9253 80 05	anthracite, for Umbrella / Umbrella Flex	98,-

Lever



Article number	Description	Price
9285 80 LC	stainless steel, for Subway Style Shower	92,-
9285 80 05	anthracite, for Subway Style Shower	96,-
9285 80 06	Matt Black, for Subway Style Shower	96,-

Hand shower



Article number	Description	Price
9252 05 LC	stainless steel, for Como Shower / Como Shower Window	128,-
9252 05 LE	stainless steel massive polished, for Como Shower / Como Shower Window	128,-
9252 05 05	anthracite, for Como Shower / Como Shower Window	128,-

Hand shower



Article number	Description	Price
9279 05 LC	stainless steel, for Como Sky Shower	128,-
9279 05 LE	stainless steel massive polished, for Como Sky Shower	128,-

Hand shower



Article number	Description	Price
9252 15 LC	stainless steel, For Como Shower Niederdruck	128,-
9252 15 LE	stainless steel massive polished, For Como Shower Niederdruck	128,-
9252 15 05	anthracite, For Como Shower Niederdruck	128,-

Hand shower



Article number	Description	Price
9268 05 LC	stainless steel, for Sorano Shower / Sorano Sky Shower	128,-

Hand shower



Article number	Description	Price
9697 05 LC	stainless steel, For Steel Shower	114,-
9697 05 05	anthracite, For Steel Shower	128,-
9697 05 06	Matt Black, For Steel Shower	128,-

Hand shower



Article number	Description	Price
9697 15 LC	stainless steel, for Steel Shower Niederdruck	114,-

Hand shower



Article number	Description	Price
9253 05 LC	stainless steel, For Umbrella Flex	93,-
9253 05 LE	stainless steel massive polished, For Umbrella Flex	93,-
9253 05 03	Gold, For Umbrella Flex	128,-
9253 05 04	bronze, For Umbrella Flex	128,-
9253 05 05	anthracite, For Umbrella Flex	128,-

Hand shower



Article number	Description	Price
9281 05 LC	stainless steel, for Junis Shower / Junis Sky Shower	162,-
9281 05 06	Matt Black, for Junis Shower / Junis Sky Shower	168,-

SPARE PARTS

€ excl. VAT

Hand shower



Article number	Description	Price
9285 05 LC	stainless steel, for Subway Style Shower	159,-
9285 05 05	anthracite, for Subway Style Shower	159,-
9285 05 06	Matt Black, for Subway Style Shower	159,-

Hand shower



Article number	Description	Price
9272 05 LC	stainless steel, For Como Switch	162,-
9272 05 LE	stainless steel massive polished, For Como Switch	162,-

Hand shower



Article number	Description	Price
9280 05 LC	stainless steel, for Steel Expert 2.0	128,-
9280 05 05	anthracite, for Steel Expert 2.0	128,-
9280 05 06	Matt Black, for Steel Expert 2.0	128,-

Hand shower



Article number	Description	Price
9273 05 LC	stainless steel, for Steel Expert Compact	128,-
9273 05 05	anthracite, for Steel Expert Compact	128,-
9273 05 06	Matt Black, for Steel Expert Compact	128,-

Control box

Article number	Description	Price
8299 03 00	For Como X	56,-

Container, soap dispenser

Article number	Description	Price
9236 25 00	for soap dispenser 9236 20 und 9236 30	62,-

[illegible]

CARE INSTRUCTIONS

Care instructions



Easy-care beyond compare

You have chosen a quality product from Villeroy & Boch – the perfect solution for kitchens with character. Ceramic is a natural material that harmonises with all materials in the kitchen. The numerous advantages of ceramics that arise from the interplay between carefully selected raw materials and state-of-the-art production technology will already be familiar to you from other areas, such as tableware, tiles and bathroom ceramics. Villeroy & Boch has managed to further improve the outstanding properties of this material: CeramicPlus, the ceramic material with the unique easy-care surface that simply stays cleaner. It is so smooth that there are hardly any places where water and dirt can cling, so they drain away immediately. Even most stubborn stains, such as from tea, beetroot or red wine, and lime scale can be easily removed. It's a real help in the kitchen, because it means less work and less cleaning agents are required. And it's not a miracle but the result of our 270 years of experience with ceramics. Various tests simulating long-term use have demonstrated CeramicPlus's lasting resistance to soiling (when the care instructions are duly observed). The high quality and outstanding properties of CeramicPlus have also been confirmed in tests carried out by the independent IST Fraunhofer Institut in Braunschweig. In addition, the material properties are also systematically tested and monitored in the Villeroy & Boch laboratory. With the purchase of this product made from CeramicPlus – as with all products from Villeroy & Boch – you are getting an item of impeccable quality.

We hope that your easy-care ceramics will give you a lot of pleasure.

Cleaning and care of your kitchen ceramics

With its innovative new surface, CeramicPlus sets new standards in hygiene and ease of care. Now, scrubbing, scouring and scratching are a thing of the past. All it takes is a regular wipe with a soft, damp cloth and a mild cleaning agent. To ensure that the easy-care properties of your kitchen ceramics last as long as possible while allowing you to fully benefit from the many advantages offered by CeramicPlus, please observe the following care instructions.

Regular care of your kitchen ceramics

For regular care of your kitchen ceramics, we recommend always using a soft, non-abrasive sponge or cloth. It is best – particularly where limescale is an issue – to use a standard washing-up liquid or a vinegar-based cleaning agent (e.g. Frosch Vinegar cleaner from Erdal Rex).

Dealing with heavier soiling

Below you will find a few examples of cleaning agents that, when used in accordance with the manufacturers' recommendations, will help preserve the quality of your kitchen ceramics over the long term. Because kitchen ceramics are harder than metal, metallic items can occasionally leave marks on ceramic surfaces. Marks of this kind should only be removed using one of the mild cleaning agents listed in the table.

Applications (according to manufacturer's recommendations)	Examples
Regular cleaning and care	All-purpose cleaners, e.g.: Viss kitchen cleaner (Lever), Der General Professional (Henkel) Vinegar-based cleaners, e.g.: Frosch Vinegar cleaner (Erdal Rex), all commercial washing-up liquids
Anorganic dirt (e.g. limescale)	Lime dissolvers, e.g.: Sidol anti-limescale (Henkel), Viakal (Procter & Gamble) Vinegar-based cleaners, e.g.: Frosch Vinegar cleaner (Erdal Rex)
Grease	Grease remover, e.g.: Sidol kitchen cleaner (Henkel) Vinegar-based cleaners, e.g.: Frosch Vinegar cleaner (Erdal Rex)

Your attention is particularly drawn to the fact that aggressive cleaning agents (see below) can scratch ceramic surfaces and can harm or (if used regularly) even destroy the special properties of CeramicPlus.

- Scouring creams or powders
- Concentrated drain cleaners
- Tap and steel cleaners

For this reason we recommend avoiding the use of these cleaning agents completely. If on occasion it should be necessary to use drain cleaning chemicals or metal cleansers, direct contact with the kitchen ceramics should be avoided.

Thanks to the exceptional easy-care properties of CeramicPlus, you will achieve fresh cleanliness and optimum hygiene without the need for aggressive wcleaning agents.

* The care instructions can also be ordered for customers under article number 9211 J6 A1.

INSTRUCTIONS FOR SURFACE-MOUNTED INSTALLATION

Sinks	Ref.	Countertop cutout
ARCHITECTURA 80	3380	113,0 x 48,0 cm
ARCHITECTURA 60	3360	97,0 x 48,0 cm
ARCHITECTURA 60 XR	3365	97,0 x 48,0 cm
ARCHITECTURA 50	3350	83,0 x 48,0 cm
ARCHITECTURA 45	3340	77,0 x 48,0 cm
ARENA Corner	6729	see attached template (Ref. 9307 22 A0)
CONDOR 60	6759	97,0 x 47,0 cm
CONDOR 45	6745	76,0 x 47,0 cm
FLAVIA 60	3304	98,0 x 48,0 cm
FLAVIA 50	3305	87,0 x 48,0 cm
SILUET 60	3336	97,0 x 48,0 cm
SILUET 60 R	3337	97,0 x 48,0 cm
SILUET 60 S	3346	57,0 x 48,0 cm
SILUET 50	3335	87,0 x 48,0 cm
SILUET 50 S	3345	48,0 x 48,0 cm
SILUET 45	3334	77,0 x 48,0 cm
SOLO Corner	6708	see attached template (Ref. 9307 B3 A5)
SUBWAY 80	6726	113,0 x 48,0 cm
SUBWAY 60	6712/6770	97,0 x 48,0 cm
SUBWAY 60 XL	6719/6718	97,0 x 48,0 cm
SUBWAY 60 XM	6780	59,0 x 48,0 cm
SUBWAY 60 S	3309	57,0 x 48,0 cm
SUBWAY STYLE 60	3361/3362	97,0 x 48,0 cm
SUBWAY STYLE 60 S	3366/336A	57,0 x 48,0 cm
SUBWAY 50 S	3315	49,5 x 48,0 cm
SUBWAY STYLE 50	3351/3352	87,0 x 48,0 cm
SUBWAY 45	6714/6772	74,0 x 48,0 cm
SUBWAY 45 Compact	3313/3312	62,0 x 48,0 cm
SUBWAY 45 XS	6781	44,5 x 48,0 cm
TIMELINE 60	6790	97,0 x 48,0 cm
TIMELINE 50	3307	87,0 x 48,0 cm

Knocking out the tap holes

PLEASE NOTE

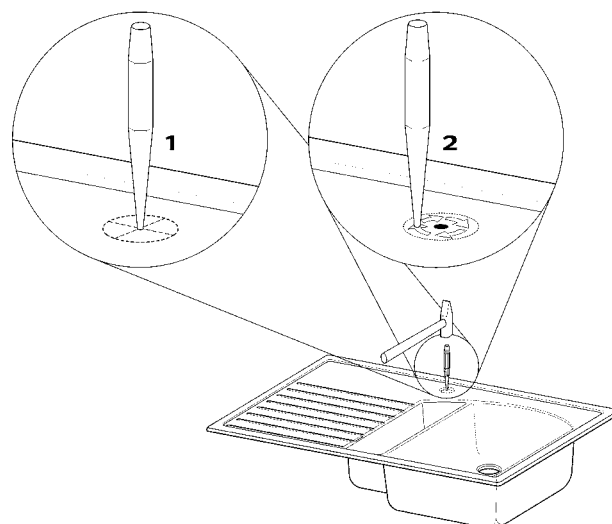
Examine the sink for damage BEFORE INSTALLATION.

Only install a sink that is in perfect condition.

IMPORTANT! Always wear protective goggles and suitable protective clothing when knocking out the tap hole!

BEFORE INSTALLATION knock out the taps holes required as follows:

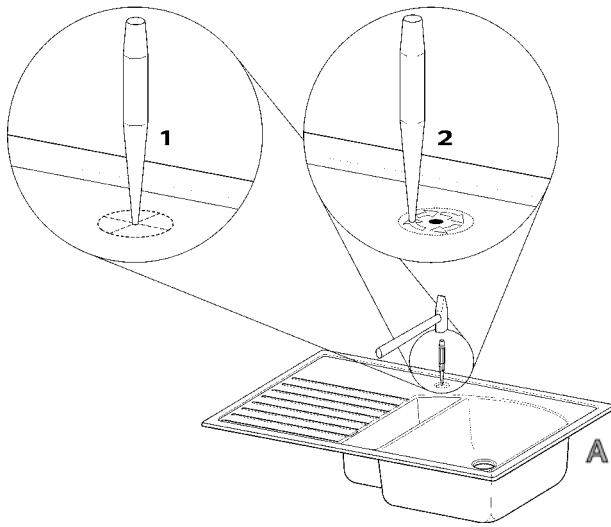
- Carefully transfer the centre of the tap hole required from the lower side of the sink onto the glazed upper side and mark.
Only ever knock a tap hole through from the GLAZED UPPER SIDE OF THE SINK, NEVER FROM THE LOWER SIDE!
- Use suitable tools (e.g. hammer and centre punch) to knock the pre-punched tap hole out from above.
Position the punch initially in the centre of the tap hole. Then widen to the diameter required. Please be very careful not to damage the glaze around the tap hole.



INSTRUCTIONS FOR SURFACE-MOUNTED INSTALLATION

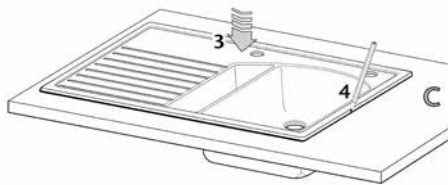
Installation of surface-mounted sinks with the option of dismantling without causing any damage

A Carefully pierce the required tap holes from the glazed side (!) using a hammer and, if necessary, a punch.

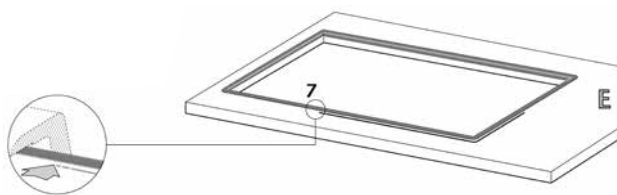


C Insert and align sink.

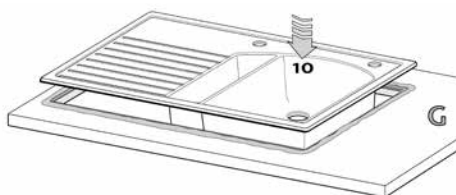
Draw around the outer contour of the sink on the worktop.



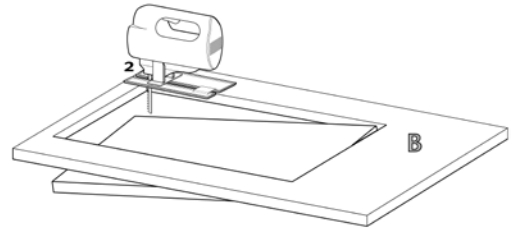
E Remove the outline of the sink drawn onto the worktop, clean the edge of the sink.



G Insert and align sink.

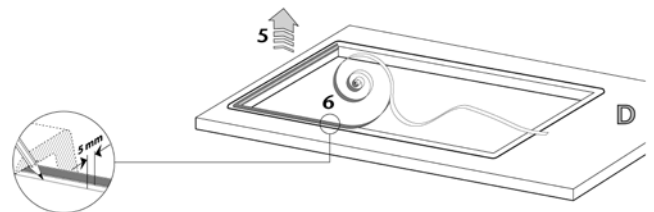


B Cut hole in worktop as required or using the template supplied. Clean the cut-out edge and remove any shavings.



D Remove sink.

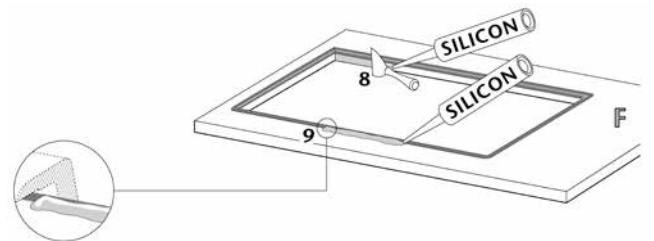
Fix EPDM foam tape all around the outer contour of the sink, 5 mm from the cutting edge. Only fix the foam tape to the work surface, not to the sanded rim of the sink!!



F Seal cleaned cut-out edge with silicon, fill

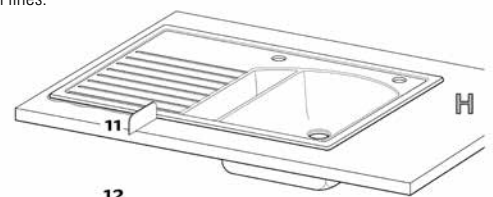
Apply a layer of silicon (approx. 10 mm thick) to the worktop area that is to support the sink and (!) to the EPDM foam tape*

*Please note the product information and the instructions for use on the packaging.



H Remove any excess silicon.

Connect supply and drain lines.

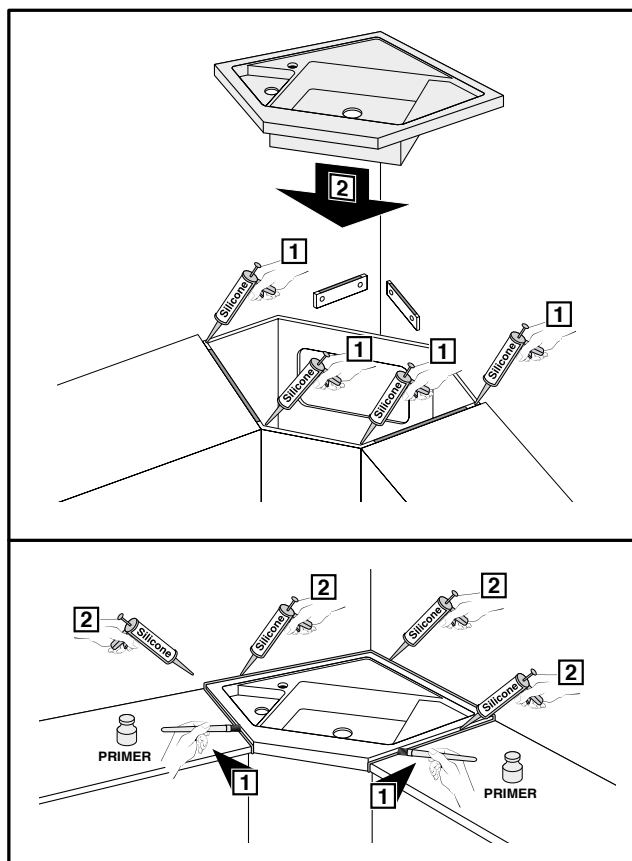


In order for Villeroy & Boch to be liable, the product must be installed in accordance with the installation instructions for allowing the option of dismantling without causing any damage (assembly set 9218 02 00).

INSTALLATION INSTRUCTIONS

Installation Instructions

Monumentum 3303



Installation Instructions

Ceramic Sinks 6320 / 6323

Please note:

In order to ensure that any concealed damage caused in transit is identified in good time, the ceramic elements should be examined prior to installation.

When installing ON METAL CONSOLES, the contact surface on the wall must be level and able to withstand pressure. The load-bearing capacity of the bathroom fitting is dependent on the stability of the wall to which it is attached. Plasterboard and similar boarding are thus only permissible when used in conjunction with suitable bearing elements.

When installing ON A CABINET, a suitable cabinet construction is required.

The installation instructions have been carefully drawn up in accordance with the latest knowledge available.

Please read them carefully prior to commencing installation work. Misunderstandings or errors resulting from changes to models of which the installer may not be aware may lead to incorrect installation.

Particularly when larger building projects or series installation work are involved, we therefore recommend you obtain confirmation from our company that the stated installation dimensions are still valid, or carry out a comparison with an article from our current production output.

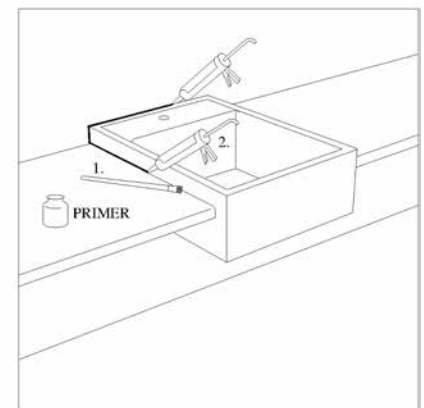
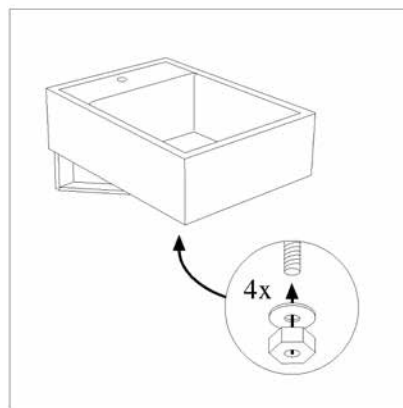
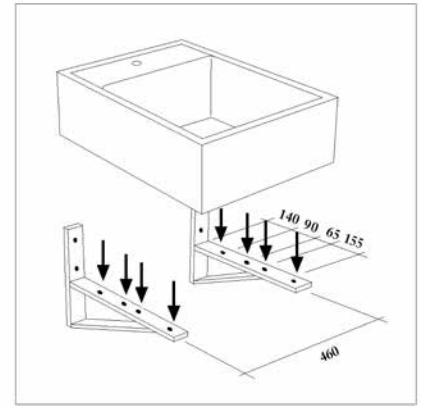
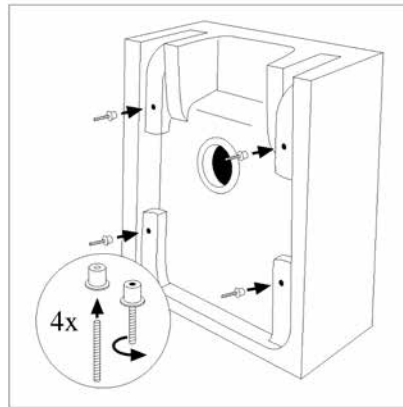
The advice on installation provided in our literature, written instructions for installation and verbal advice provided by our staff do not establish a legal relationship.

We reserve the right to carry out modifications to products in the interests of technical improvement.

INSTALLATION INSTRUCTIONS BUTLER AND FARMHOUSE SINKS

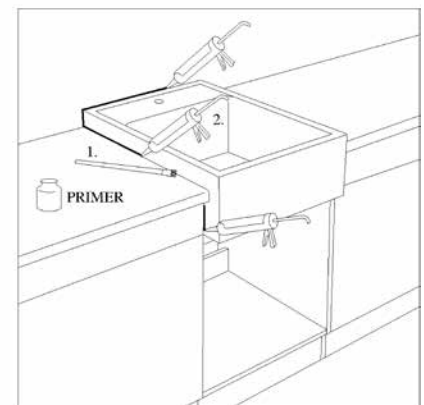
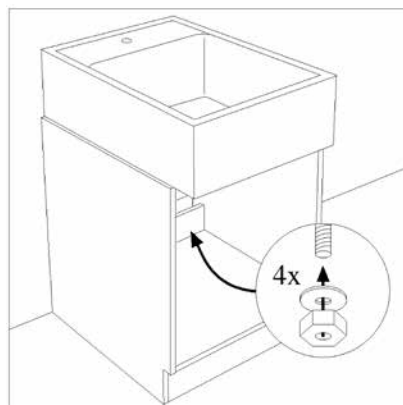
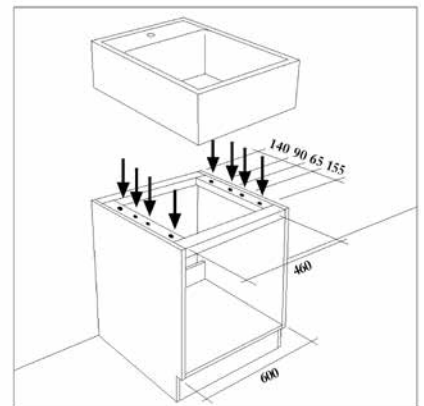
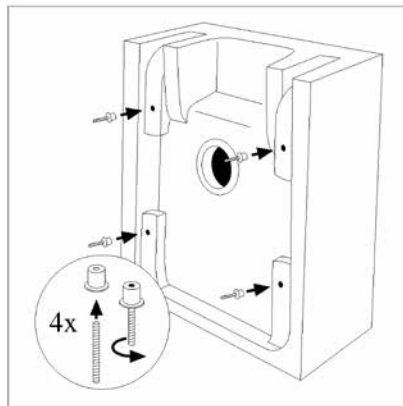
Installation Instructions Butler and Farmhouse sinks

Ceramic sink 6320
(installing on metal consoles)



Installation Instructions Butler and Farmhouse sinks

Ceramic sink 6320
(installing on a cabinet)

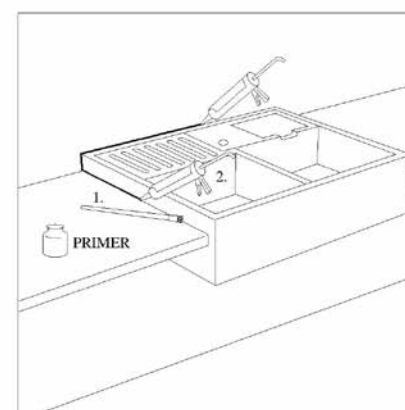
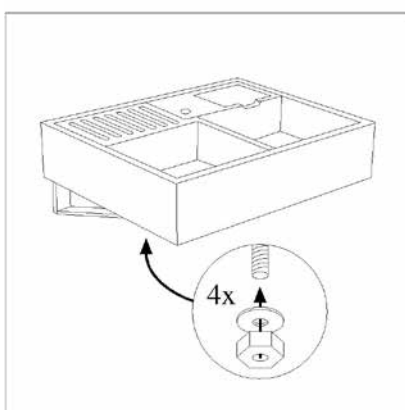
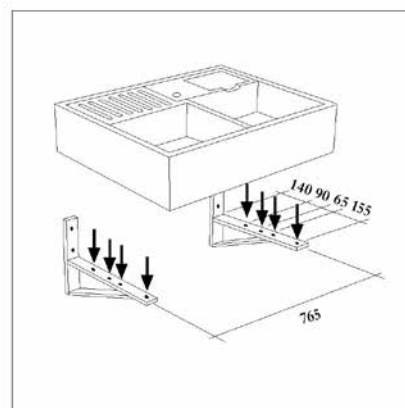
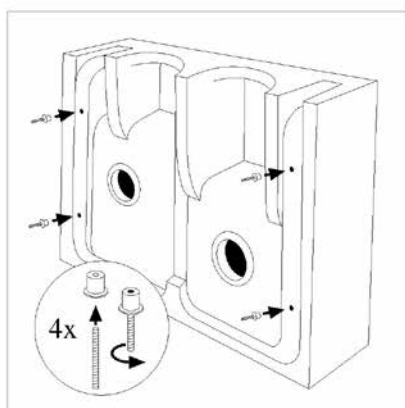


INSTALLATION INSTRUCTIONS BUTLER AND FARMHOUSE SINKS

Installation Instructions Butler and Farmhouse sinks

Ceramic sink 6323

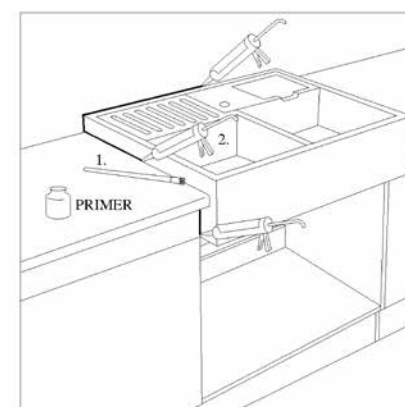
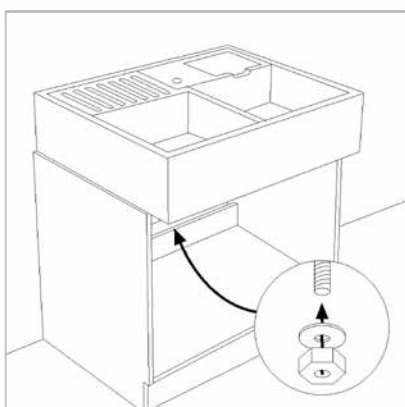
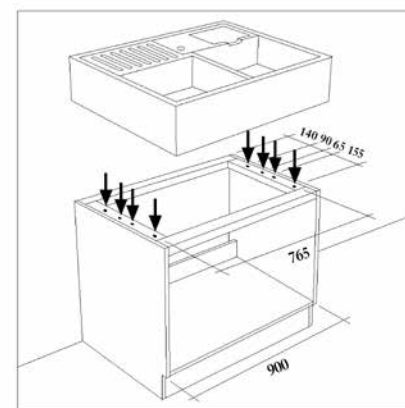
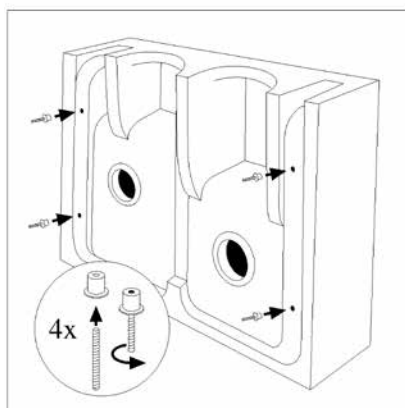
(installing on metal consoles)



Installation Instructions Butler and Farmhouse sinks

Ceramic sink 6323

(installing on a cabinet)



INSTALLATION INSTRUCTIONS CISTERNA&SUBWAY

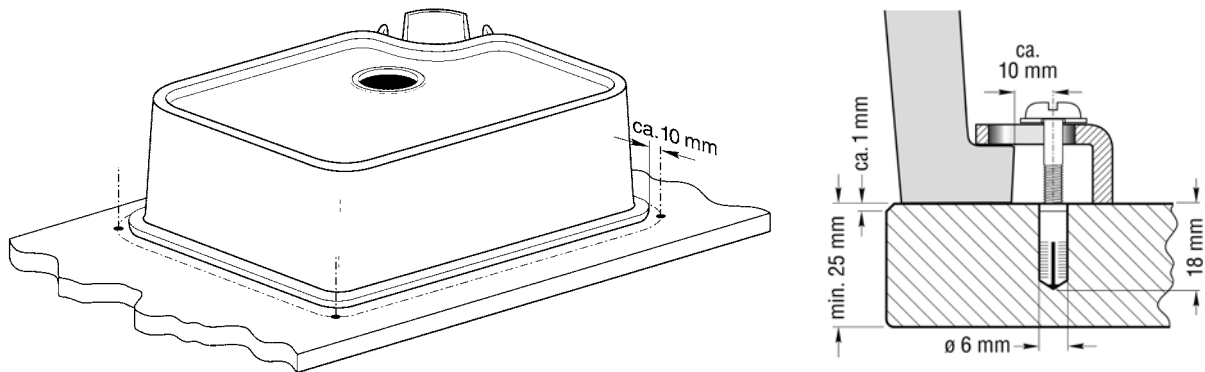
Cisterna and Subway Undercounter sinks (6703, 6704, 6706, 6758, 3310, 3324, 3325)

Instructions for installation in natural stone slabs (e.g. granite) with a minimum thickness of 25 mm.

We recommend the use of cementing materials specifically intended for natural stone. Please follow the manufacturer's instructions.

Installation accessories applied: 6 fastening brackets, 6 M5 x 35 screws, 6 M5 x 30 screws, 6 MS dowels

1. Determine where the sink is to be positioned on the slab and cut out the hole according to the original sink. Lay the slab face down on an absolutely plane and true, stable surface. Make sure that all surfaces to be cemented are free of grease and otherwise clean and dry. Apply silicone rubber to the ground rim of the sink. Lay the sink over the hole in the slab and align. Remove any excess sealant.
2. Mark drilling holes on the slab at approx. 10 mm from the outer edge of the sink. Ensure that the sink and brackets fit into the cabinet used. Using a 6 mm carbide drill, drill the holes (without using the percussion feature). Using a 6 mm carbide drill, drill the holes (without using the percussion feature) to 18 mm, not counting the tip, preferably using a depth gauge attachment).
3. Insert the MS special dowels enclosed flush into the holes. Attach the fastening brackets with the screws supplied to the sink and slab. Tighten the screws by hand with a screwdriver. (Do not use a torque lever).



For a precise fit, the cut-out must be produced in the worktop by reference to the original sink. The supplied installation templates provide guidance here.

The cut-out dimensions specified on the templates take due account of the ceramic tolerances and a safety clearance. In some cases, the countertop may consequently protrude by up to 11 mm beyond the rim of the sink. This dimension can be minimised by producing the cut-out according to the given sink contour. A minimum overhang of 2 mm is necessary, however, duly taking the ceramic tolerances into consideration.

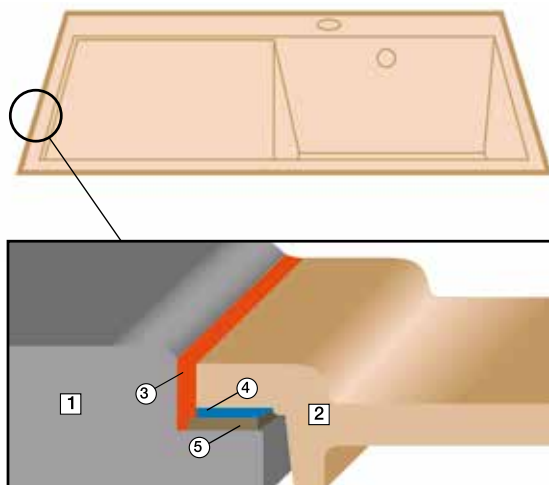
When producing the cut-out by means of the template: Recommended distance between edge of cut-out and centre of tap hole: approx. 75 mm

We reserve the right to make technical alterations.

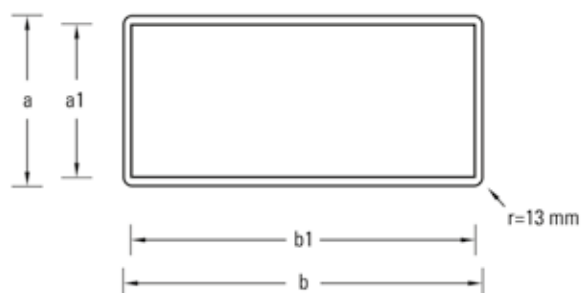
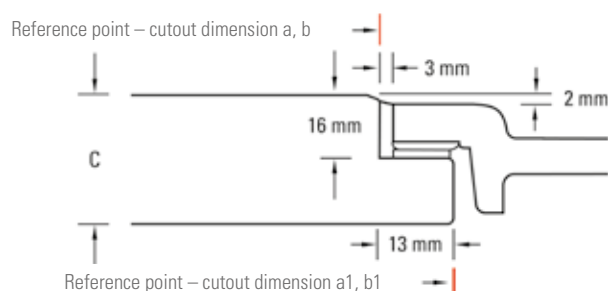
INSTALLATION INSTRUCTIONS FOR FLUSH-FIT SINKS

Recommendations for installation




of flush-fit sinks in natural stone worktops, minimum thickness 4 cm. The installation kit can also be ordered for customers under article number 9220 58 00.



1	Natural stone worktop
2	Sink
3	Natural stone-silicone jointing compound (Note recommendations by supplier/manufacturer of natural stone)
4	Levelling compound (enclosed)
5	Use enclosed wood spacers and/or levelling compound under sink for levelling purposes



Coutout dimension:

Sinks	Ref.				a (mm)	b (mm)	a1 (mm)	b1 (mm)	C (mm)
SILUET 60 FLAT	3336 0F		reversibel		496	986	470	960	30
SILUET 60 R FLAT	3337 0F		reversibel		496	986	470	960	30
SILUET 60 S FLAT	3346 0F			X	496	586	470	560	30
SILUET 50 FLAT	3335 0F		reversibel		496	886	470	860	30
SILUET 50 S FLAT	3345 0F			X	496	496	470	470	30
SILUET 45 FLAT	3334 0F		reversibel		496	786	470	760	30
SUBWAY 60 FLAT	6712 0F	X			481	971	455	945	40
SUBWAY 60 FLAT	6770 0F		X		481	971	455	945	40
SUBWAY 45 FLAT	6714 0F	X			481	751	455	725	40
SUBWAY 45 FLAT	6772 0F		X		481	751	455	725	40
SUBWAY 60 S FLAT	3309 0F			X	481	571	455	545	30
SUBWAY STYLE 60 FLAT	3361 0F	X			496	986	470	960	30
SUBWAY STYLE 60 FLAT	3362 0F		X		496	986	470	960	30
SUBWAY STYLE 60 S FLAT	3366 0F			X	490	580	464	554	25
SUBWAY 60 XM FLAT	6780 0F			X	481	591	455	565	30
SUBWAY 45 XS FLAT	6781 0F			X	481	446	455	420	30
SUBWAY 50 S FLAT	3315 0F			X	481	496	455	470	30
SUBWAY STYLE 50 FLAT	3351 0F	X			496	886	470	860	30
SUBWAY STYLE 50 FLAT	3352 0F		X		496	886	470	860	30
SUBWAY STYLE 50 S FLAT	3355 0F			X	496	486	470	460	25
SUBWAY STYLE 45 FLAT	3347 0F	X			496	766	470	740	25
SUBWAY STYLE 45 FLAT	3348 0F		X		496	766	470	740	25
TIMELINE 60 FLAT	6790 0F		reversibel		481	971	455	945	40
TIMELINE 50 FLAT	3307 0F		reversibel		481	871	455	845	40

INSTALLATION MEASUREMENTS

WITH THE OPTION OF DISMANTLING WITHOUT CAUSING ANY DAMAGE

Küchenspülen	Art.Nr.	A	B	C	D	E	F	G	H	I	J
ARCHITECTURA 80	3380	50	50	400-460	600	460	370	--	--	80	80
ARCHITECTURA 60	3360	50	50	400-460	600	460	380	--	--	80	80
ARCHITECTURA 60 XR	3365*4	0	100	400-460	600	460	380	--	--	80	80
ARCHITECTURA 60 XR	3365*5	100	0	400-460	600	460	380	--	--	80	80
ARCHITECTURA 50	3350	50	50	400-460	600	460	380	--	--	80	80
ARCHITECTURA 45	3340	50	50	400-460	600	460	380	--	--	80	80
ARENA ECK	6729	ONLY CORNER INSTALLATION POSSIBLE						900	900	80	80
CISTERNA 60C	6706	*6	*6	390-420	600	460	330	--	--	80	80
CISTERNA 50	6703	*6	*6	390-420	600	460	30	--	--	80	80
CISTERNA 45	6704	*6	*6	390-420	600	460	330	--	--	80	80
CONDOR 45	6745*4	0	100	400-480	600	460	380	--	--	80	80
CONDOR 45	6745*5	100	0	400-480	600	460	380	--	--	80	80
FLAVIA 60	3304*4	0	100	400-460	60	460	380	--	--	80	80
FLAVIA 60	3304*5	100	0	400-460	60	460	380	--	--	80	80
FLAVIA 50	3305*4	0	100	400-460	60	460	380	--	--	80	80
FLAVIA 50	3305*5	100	0	400-460	60	460	380	--	--	80	80
SOLO Eck	6708	ONLY CORNER INSTALLATION POSSIBLE						900	900	80	80
SILUET 60	3336*4	0	100	400-460	600	460	380	--	--	80	80
SILUET 60	3336*5	100	0	400-460	600	460	380	--	--	80	80
SILUET 60 R	3337*4	0	100	400-460	600	460	360	--	--	80	80
SILUET 60 R	3337*5	100	0	400-460	600	460	360	--	--	80	80
SILUET 60 S	3346	0	100	400-600	600	460	370	--	--	80	--
SILUET 50	3335*4	0	100	400-460	600	460	380	--	--	80	80
SILUET 50	3335*5	100	0	400-460	600	460	380	--	--	80	80
SILUET 50 S	3345	0	100	400-600	600	460	370	--	--	80	--
SILUET 45	3334*4	0	100	400-460	600	460	380	--	--	80	80
SILUET 45	3334*5	100	0	400-460	600	460	380	--	--	80	80
SILUET 60 Flat	3336 0F*4	0	100	400-450	600	460	370	--	--	80	80
SILUET 60 Flat	3336 0F*5	100	0	400-450	600	460	370	--	--	80	80
SILUET 60 R FLAT	3337 0F*4	0	100	400-450	600	460	370	--	--	80	80
SILUET 60 R FLAT	3337 0F*5	100	0	400-450	600	460	370	--	--	80	80
SILUET 60 S Flat	3346 0F	0	100	400-600	600	460	370	--	--	80	--
SILUET 50 Flat	3335 0F*4	0	100	400-450	600	460	370	--	--	80	80
SILUET 50 Flat	3335 0F*5	100	0	400-450	600	460	370	--	--	80	80
SILUET 50 S Flat	3345 0F	0	100	400-600	600	460	370	--	--	80	--
SILUET 45 Flat	3334 0F*4	0	100	400-450	600	460	370	--	--	80	80
SILUET 45 Flat	3334 0F*5	100	0	400-450	600	460	370	--	--	80	80
SUBWAY 80	6726	50	50	400-460	600	460	370	--	--	--	80
SUBWAY 60	6712	50	50	400-460	600	460	370	--	--	--	80
SUBWAY 60	6770	50	50	400-460	600	460	370	--	--	80	--
SUBWAY 60 Flat	6712 0F	50	50	400-450	600	460	360	--	--	--	80
SUBWAY 60 Flat	6770 0F	50	50	400-450	600	460	360	--	--	80	--
SUBWAY 60 XM	6780*8	50	50	400-460	600	460	370	--	--	--	80
SUBWAY 60 XM Flat	6780 0F*8	50	50	400-450	600	460	360	--	--	--	80
Subway 60 S	3309	0	100	400-460	600	460	370	--	--	80	--
Subway 60 S Flat	3309 0F	0	100	400-450	600	460	370	--	--	80	--
SUBWAY STYLE 60	3361	0	100	400-460	600	460	370	--	--	80	--
SUBWAY STYLE 60	3362	100	0	400-460	600	460	370	--	--	--	80
SUBWAY STYLE 60 Flat	3361 0F	0	100	400-460	600	460	360	--	--	80	--
SUBWAY STYLE 60 Flat	3362 0F	100	0	400-460	600	460	360	--	--	--	80

*1) The installation measurements for installation of the fitting in the middle. *2) The installation measurements for installation of the fitting in the hole near the basin.
 *3) The installation measurements for installation of the fitting left. *4) The installation measurements for installation of the bowl right. *5) The installation measurements for installation of the bowl left.
 *6) Dependent of the position of the taps. *7) Measured from the middle of the 90mm waste outlet. *8) When installing in the central tap hole.

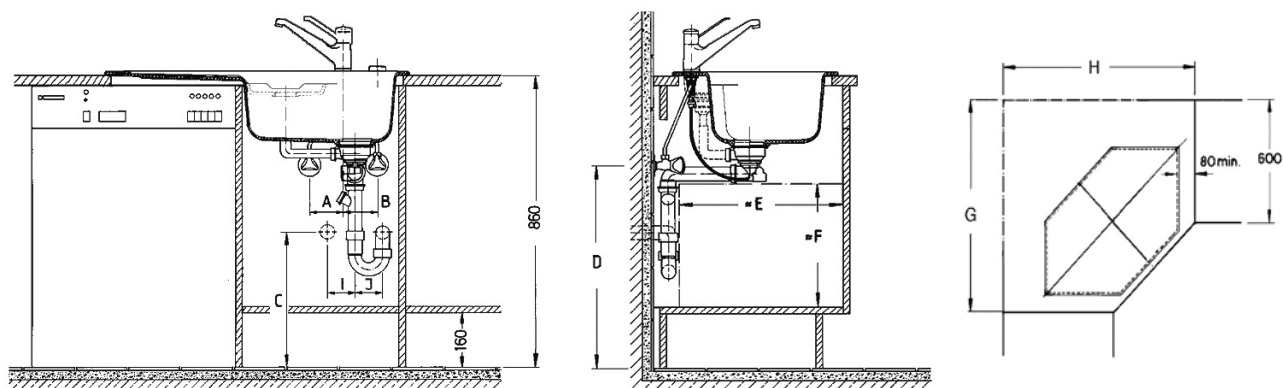
INSTALLATION MEASUREMENTS

WITH THE OPTION OF DISMANTLING WITHOUT CAUSING ANY DAMAGE

Küchenspülen	Art.Nr.	A	B	C	D	E	F	G	H	I	J
SUBWAY STYLE 60 S	3366	0	100	400-460	600	460	370	--	--	80	--
SUBWAY STYLE 60 S Flat	3366 0F	0	100	400-450	600	460	370	--	--	80	--
Subway 60 SU	3310	*6	*6	390-420	600	460	330	--	--	80	80
SUBWAY 60 XU	6758	*6	*6	390-420	600	460	330	--	--	80	80
SUBWAY 50 S	3315	0	100	400-460	600	460	370	--	--	80	--
SUBWAY 50 S Flat	3315 0F	0	100	400-460	600	460	360	--	--	80	--
SUBWAY STYLE 50	3351	0	100	400-460	600	460	370	--	--	80	--
SUBWAY STYLE 50	3352	100	0	400-460	600	460	360	--	--	--	80
SUBWAY STYLE 50 Flat	3351 0F	0	100	400-460	600	460	360	--	--	80	--
SUBWAY STYLE 50 Flat	3352 0F	100	0	400-460	600	460	360	--	--	--	80
SUBWAY STYLE 50 S	3355	0	100	400-460	600	460	370	--	--	80	--
SUBWAY STYLE 50 S Flat	3355 0F	0	100	400-450	600	460	360	--	--	80	--
SUBWAY 50 SU	3325	*6	*6	400-460	600	460	330	--	--	80	80
SUBWAY 45	6714*2	50	50	400-460	600	460	370	--	--	--	80
SUBWAY 45	6772*2	50	50	400-460	600	460	370	--	--	80	--
SUBWAY 45 Flat	6714 0F*2	50	50	400-450	600	460	360	--	--	--	80
SUBWAY 45 Flat	6772 0F*2	50	50	400-450	600	460	360	--	--	80	--
SUBWAY STYLE 45	3347	50	50	400-460	600	460	370	--	--	--	80
SUBWAY STYLE 45	3348	50	50	400-450	600	460	360	--	--	80	--
SUBWAY STYLE 45 Flat	3347 0F	50	50	400-460	600	460	370	--	--	--	80
SUBWAY STYLE 45 Flat	3348 0F	50	50	400-450	600	460	360	--	--	80	--
SUBWAY 45 Compact	3313	100	0	400-460	600	460	370	--	--	--	80
SUBWAY 45 Compact	3312	100	0	400-460	600	460	370	--	--	80	--
SUBWAY 45 XS	6781*8	100	0	400-460	600	460	370	--	--	--	80
SUBWAY 45 XS Flat	6781 0F*8	100	0	400-450	600	460	360	--	--	--	80
SUBWAY 45 SU	3324	*6	*6	400-460	600	460	330	--	--	80	80
TIMELINE 60	6790*4	100	0	400-460	600	460	370	--	--	80	80
TIMELINE 60 Flat	6790 0F*4	100	0	400-450	600	460	360	--	--	80	80
TIMELINE 50	3307*4	100	0	400-460	600	460	370	--	--	--	80
TIMELINE 50 Flat	3307 0F*4	100	0	400-460	600	460	360	--	--	--	80

INSTALLATION MEASUREMENTS

Surface-mounted installation

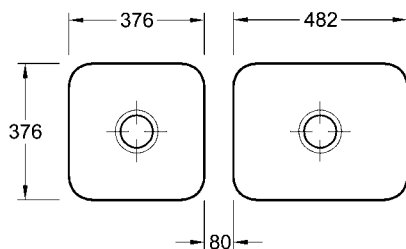


POSSIBLE COMBINATIONS

Undercounter (range with the cut-out dimensions*)

120 CM

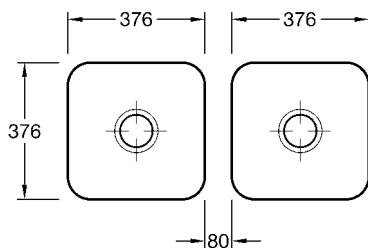
Width of
undersink cabinet



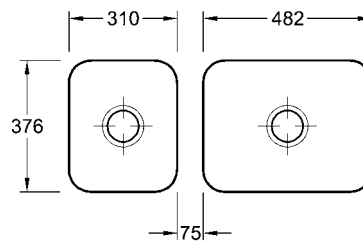
CISTERNA 50 + CISTERNA 60C¹
6703 + 6706

100 CM

Width of
undersink cabinet



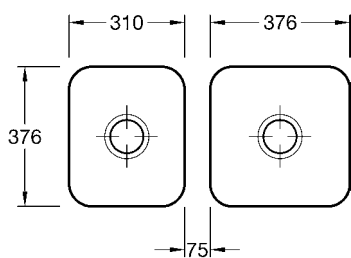
CISTERNA 50 + CISTERNA 50¹
6703 + 6703



CISTERNA 45 + CISTERNA 60C¹
6704 + 6706

90 CM

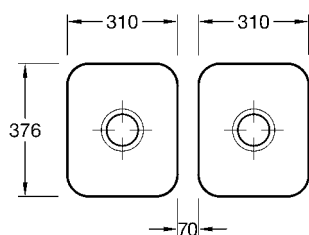
Width of
undersink cabinet



CISTERNA 45 + CISTERNA 50¹
6704 + 6703

80 CM

Width of
undersink cabinet



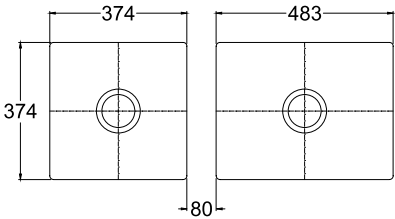
CISTERNA 45 + CISTERNA 45¹
6704 + 6704

POSSIBLE COMBINATIONS

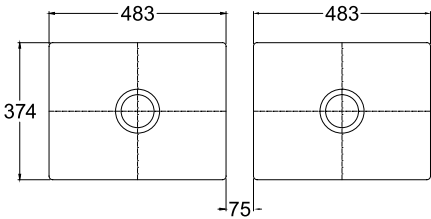
Undercounter (range with the cut-out dimensions)

120 CM

Width of
undersink cabinet



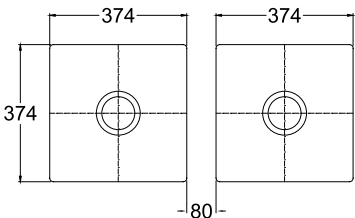
SUBWAY 50 SU + SUBWAY 60 SU¹
3325 + 3310



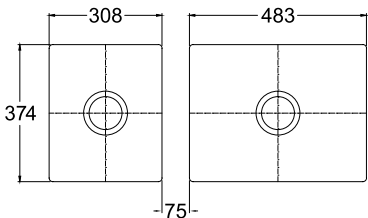
SUBWAY 60 SU + SUBWAY 60 SU¹
3310 + 3310

100 CM

Width of
undersink cabinet



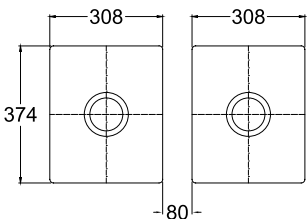
SUBWAY 50 SU + SUBWAY 50 SU¹
3325 + 3325



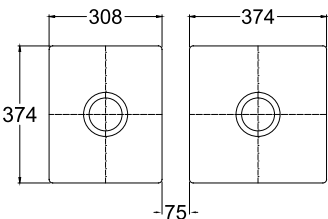
SUBWAY 45 SU + SUBWAY 60 SU¹
3324 + 3310

90 CM

Width of
undersink cabinet



SUBWAY 45 SU + SUBWAY 45 SU¹
3324 + 3324



SUBWAY 45 SU + SUBWAY 50 SU¹
3324 + 3325

Accessories (also required):	Ref.	PRICE
Drain connection for all shown Cisterna and Subway combinations.	8297 00 00	37,-

GENERAL SALES CONDITIONS OF VILLEROY & BOCH AG

Bathroom and Wellness Division – Status July 2022

I. General

1. These General Terms and Conditions of Sale and Delivery (hereinafter referred to as "conditions of sale") shall apply to all – i. e. also to future – quotations, supply and other performance by Villeroy & Boch AG, Saarferstraße 1-3, 66693 Mettlach, including all its branches and group companies (hereinafter referred to as "we", "us" or "ourselves"), to customers who are not consumers within the meaning of § 13 of the German Civil Code BGB (hereinafter referred to as "purchasers"; the purchaser and ourselves taken together also being referred to hereinafter as "the parties").

2. These conditions of sale shall, unless any other provision is expressly made, apply for the entire duration of the business relationship without its being necessary for us to make specific reference to the fact. The terms and conditions of the purchaser shall not apply unless expressly recognised by ourselves in writing. These conditions of sale shall also apply if we deliver without reservation notwithstanding knowledge of sales conditions of the purchaser at variance with our General Terms and Conditions.

3. All arrangements agreed between ourselves and the purchaser upon conclusion of the contract shall be set down in writing in full. Our employees are not authorised to provide any verbal undertakings which deviate from the written contractual agreement.

II. Quotations

1. Unless designated as binding in their text, our quotations shall be non-binding and without obligation and shall not place us under any obligation to accept a given order.

2. Cancellation is possible only with our consent, save where statutory rights of cancellation or rescission apply on the part of the purchaser. Our consent to a cancellation shall be contingent upon the purchaser bearing all costs and expenses accruing up to the time of cancellation and any losses which we may incur in this connection (e.g. loss of profit).

III. Prices and deliveries

1. If the parties have not agreed on a price, the price shall always be determined according to our price lists as valid at the time when the contract is concluded. Unless the parties have agreed anything different, the purchaser shall, in addition to all prices in accordance with the price lists.

2. In the event of any increases in costs pertaining to the object of the contract amounting to 5 % or more compared to the costs as apply at the time of conclusion of the contract, where such increases are not specifically foreseeable and where we bear no responsibility for such increases we shall be entitled to pass on the increased costs by proportionately raising the agreed price at our reasonable discretion (price adjustment). Such price adjustment may relate to manufacturing, wage, material, storage, energy and freight costs, insurance premiums and public charges. Any increases for a specific cost type shall be applied for the purpose of a price adjustment only to the extent to which such increases are not offset by any declining costs in other areas. We shall furnish evidence of the cost increases pertaining to price increases on request. In the event of a price increase in excess of 10 %, the purchaser shall be entitled to cancel the contract forthwith after receiving notification of the price increase.

3. Deliveries shall be effected on the contractually agreed terms and conditions. In the absence of any express agreement between the parties to the contrary, deliveries shall be effected ex works (EXW according to Incoterms 2020).

4. The delivery dates or periods stated in the order confirmation shall be estimated dates or periods and shall therefore be non-binding. They shall only be binding if confirmed as such in the order confirmation.

5. Unless any other contractual agreement has been made, the delivery period shall begin on receipt of written confirmation of the order.

6. A delivery period or date shall be deemed to have been met if the goods leave our works or warehouse or, as the case may be – if they are to be collected by the purchaser – are ready for

collection prior to expiry of said date or period.

7. If a non-binding delivery date or period (referred to here below in Section 7 as "non-binding delivery period") is not met, we shall be deemed to have defaulted thereon when a grace period has expired and a reminder been received from the purchaser, unless we can prove that we were not responsible for our failure to meet the non-binding delivery period or effect delivery during the grace period. The length of the grace period shall be 1/5 of the nonbinding delivery period. The grace period shall begin on the first working day that follows the end of the delivery period. If the length of the grace period is not an exact number of full days, weeks or months, it shall be rounded off to the nearest full number of days (example: non-binding delivery period 27 days, 1/5 = 5.4 days, grace period = rounded off to 5 days). The non-binding delivery period is determined in accordance with Section III. No. 4.

8. If a delivery period or date is not met for reasons for which we are not responsible, in particular in cases in which we ourselves have received a late or incorrect self-delivery or deliveries, the delivery period shall be extended by a reasonable period. We shall inform the purchaser without delay in such cases. If we are, furthermore, unable to render our performance within said reasonably extended delivery period for reasons for which we are not responsible, we shall inform the purchaser of the fact without delay. In such cases each of the parties shall have the right to rescind the contract within a period of two weeks beginning from the moment when we inform the purchaser. Having exercised said right of rescission we shall reimburse the purchaser without delay for any counter-performance that he may already have rendered. For the rest, the statutory rights and entitlements of the parties shall remain unaffected.

9. We shall be entitled to effect partial deliveries, insofar as this is reasonable for the purchaser.

IV. Packaging

1. Unless any special packaging has been agreed, the goods shall be packaged at our discretion in accordance with the standard commercial methods.

2. The costs of transport packaging (e. g. euro containers, cardboard boxes or crates) shall be invoiced to the purchaser. If goods are shipped in reusable containers a rental charge or circulation fee will be invoiced. The reusable containers are to be returned immediately to the pool via the return shipment logistics system. Any costs resulting from non-compliance with this duty shall be invoiced to the Purchaser. Packaging units will be taken back within the framework of and as governed by the respective statutory regulations.

3. Loading costs are to be borne by the purchaser as shipment costs. If goods are loaded on pooling pallets, we shall accompany the loading procedure at the roadside in direct pallet exchange with the haulage contractor. If haulage contractors or vehicles of the purchaser are used, the purchaser must provide intact interchangeable pallets. Missing pallets will be invoiced to the purchaser.

V. Shipment

1. Goods will be shipped at the expense and risk of the purchaser.

2. The risk shall pass over to the purchaser when the articles to be delivered are handed over to the transport company or to the purchaser himself.

3. Insurance shall only be taken out at the wish and expense of the purchaser.

4. Transport damage is to be reported to the haulier for inspection without delay. The purchaser must ensure that the complaint is noted in the shipment record. The shipment record provided for such cases is to be sent to us without its being necessary for us to request that it be sent.

VI. Terms of payment

1. Unless any other agreement has been made, our claims for payment shall be due in full immediately upon receipt of invoice. The definitive date in determining whether or not payment has been made in due time shall be the date on which payment is actually received.

2. If it becomes apparent to us after conclusion of the contract that there is a risk that the purchaser may not be in a position to fulfil his performance obligations, we shall have the right to insist that outstanding deliveries be effected only against advance payment or the provision of securities. If said advance payments have not been made or securities not provided after the expiry of a reasonable period set by ourselves, we shall be entitled to rescind all or any of the contracts affected thereby or any part thereof. The period shall be regarded as reasonable if it is at least 10 calendar days, though the purchaser shall also have the option of showing that the period was not reasonable in a given individual case. We shall in particular be entitled as above if it comes to our knowledge that the purchaser has drawn cheques not covered by sufficient funds, if cheques of the purchaser are protested, if an application is made for the institution of insolvency proceedings or if insolvency proceedings are actually instituted: the above notwithstanding our entitlement to assert further rights.

3. Cheques will only be accepted following special agreement and in all cases only as conditional payment. Discount charges, collection fees and all other costs shall be chargeable to the purchaser.

VII. Retention of title

1. We shall reserve ownership of the delivered goods until such time as all payments arising from the existing business association with the purchaser have been received; said reservation refers to the acknowledged balance.

2. The purchaser shall have the right to resell goods subject to retention of title in the normal course of business. The purchaser may neither pledge the goods subject to retention of title nor transfer title of them as security. The purchaser hereby now assigns to us as collateral all claims which accrue to him from the resale in the amount of the final invoice of our claim (inclusive of turnover tax). We hereby accept the assignment. The claims thus assigned to us in advance by the purchaser also relate to the acknowledged balance and, in the case of insolvency of the purchaser, to the existing causal balance. The limit of coverage for the assigned claims shall be 110 % of the realisable value of the goods sold and delivered subject to retention of title. The purchaser shall be empowered to collect the claim. Said empowerment to collect and authorisation to resell may be revoked by us if the purchaser is in breach of any of his material contractual obligations (e. g. default in payment).

3. The Purchaser shall inform us immediately as to any access by third parties to the goods delivered by us subject to retention of title also in the case such access is about to occur. He shall inform third parties attempting (or intending to attempt) to take possession of the goods that the latter are our property. Any costs of interventions (e. g. § 771 of the German Code of Civil Procedure [ZPO]) shall be borne by the purchaser if the third party is not in a position to reimburse us for the judicial and extrajudicial costs.

4. If the purchaser is in breach of any of his material contractual obligations, in particular in cases of default in payment, we shall have the right to repossess the purchase object and to visit the premises of the purchaser for the purpose of so doing. Rescission of the contract is, furthermore, immanent in any such repossession of the purchase object by us. We shall, after repossession, be authorised to exploit the purchase object commercially, whereby the proceeds from such exploitation are to be offset against the liabilities of the purchaser (e. g. damages) – minus reasonable exploitation costs. If the purchaser was culpable in his breach of the obligation that led to the rescission, he shall remit to us lumpsum compensation for the return transport of the purchase object in the amount of 5% of the purchase price. This sum may be set higher or lower if we can prove that the loss or damage was in fact greater, or if the purchaser can prove that it was in fact smaller.

5. We shall, for as long as a claim on our part is outstanding, have the right to request information from the purchaser at any time as to which goods delivered under retention of title are still in his possession, where they are, and to which customers the remaining goods supplied by us have been sold, said information relating to quantity, type and number. We shall also have the right to inspect the goods delivered under retention of title on any of the purchaser's premises, wherever the goods may be at any given time.

GENERAL SALES CONDITIONS OF VILLEROY&BOCH AG

Bathroom and Wellness Division – Status July 2022

6. The purchaser shall be under obligation to treat the purchase object with due care and to carry out any necessary servicing and maintenance work at his own expense, to insure our goods against fire and theft at his own expense, and to furnish us on request with proof that said insurance has been taken out.
7. a) Any processing or remodelling of the purchase object by the purchaser will always be carried out on our behalf. If the purchase object is processed with other objects of which we are not the owner, we shall acquire co-ownership of the new thing in proportion of the value of the purchase object (final invoice amount inclusive of turnover tax) to the other processed objects at the time of processing. For the rest, the provisions governing retention of title shall apply correspondingly to the thing created by the processing.

b) As security against our claims against him, the purchaser shall also assign to us the claims which accrue to him against a third party as a result of his combining the purchase object with a plot of land.
8. If the purchaser can prove that the realisable value of the securities exceeds that of the outstanding claims by more than 10%, we shall release the surplus amount if requested to do so by the purchaser.

VIII. Product characteristics

1. We hereby draw attention to the following: On account of differing materials and manufacturing procedures, a series may feature variations in colour, often also depending on the lighting conditions. There may be colour variations related to printing between the prospectus/catalogue illustration and the product. Acidic and/or caustic cleaning agents may cause damage if used incorrectly. Goods labelled "seconds" will be inferior in design and quality to goods labelled "1st choice".
2. We reserve the right to deliver products featuring variations to a reasonable extent in terms of finishing, colour and form in accordance with common practice in the trade.
3. The possible variations in product attributes specified in points 1. and 2. apply primarily to objective requirements pursuant to Section 434 (3) of the German Civil Code (priority of definition of defects as specified in the contract under civil law).
4. If the purchaser makes any subsequent changes to the goods supplied by us, in particular decorations or technical modifications, he shall not be permitted to resell them under our trademark unless we have issued our prior agreement to the changes in writing.

IX. Warranty

1. Unless any other provision is made here below relating to the rights of the purchaser in cases of material and legal defects, the statutory regulations shall apply. In particular, moreover, the stringent special regulations covering final delivery of the goods to a consumer (recourse claims against suppliers in accordance with Sections 478, 445a, 445b of the German Civil Code BGB) shall remain unaffected.
2. We shall be required to furnish and, where applicable, to update digital products and content related to the goods only to the extent expressly arising from a contractual agreement on product quality.
3. Our guarantee is based primarily on the agreement as to product quality (see VIII. Product Quality).
4. § 377 of the German Commercial Code (HGB) shall apply in respect of the inspection of the goods and notification of defects, with the proviso that the period for giving notice of obvious defects shall be five days as from delivery, whilst the period for giving notice of defects that are not obviously discernible shall be five days as from their discovery.
5. If the goods are defective, we shall at our discretion be entitled either to rectify the defects (rectification of defects) or deliver defect-free goods (replacement delivery).
6. The purchaser shall store and handle rejected goods in the correct and proper manner.
7. We shall have the right to examine rejected goods together

with an expert or other third party appointed by ourselves for the purposes of appraisal, and if necessary for the purpose of drawing up cost estimates or similar. If the purchaser fails to make the rejected goods available to us for examination within a reasonable period set by ourselves, our liability for the defects shall cease on expiry of said period.

8. Warranty claims on the part of the purchaser such as are oriented toward damages or compensation for futile expenditure may stand as governed in Section X („Liability“), but shall otherwise be excluded.
9. Claims arising from defects shall expire one year after delivery of the goods. Claims for damages due to intent, gross negligence, culpable injury to life, body or health and in the case of assumption of a guarantee (Section 443 of the German Civil Code) shall remain subject to the statutory period of limitation.

For goods which have in accordance with their normal intended use been used in a building and have caused said building to be defective, the period of limitation shall be 5 years as from delivery.

The provision on statutory limitation in Section 445b of the German Civil Code shall remain unaffected within the scope of application specified under IX, sub-section. 1, second sentence.

10. Our liability for defects shall not extend to cover damage caused by normal wear and tear (e. g. metal abrasion or wear caused by abrasive agents), deterioration in surface properties such as was unavoidable according to the accepted engineering standards at the time when the contract was concluded, improper use of the goods, non-compliance with the instructions for cleaning, care or use, or damage caused by the purchaser or a third party or parties.

X. Liability

1. We shall be liable to the purchaser for damages and compensation for expenses, in each case as governed by the statutory regulations, in the following cases (here below in Section X: „Liability“): liability under the German Product Liability Act (ProdHaftG); intent or fraudulent misrepresentation; gross negligence; injury to life, limb or health; cases in which a guarantee has been given by ourselves.
2. We shall also be liable to the purchaser for damages in case of culpable breach of material contractual obligations as governed by the statutory regulations. Material contractual obligations within the meaning of this clause are all obligations the breach of which jeopardises the achievement of the object of the contract and all obligations without the performance of which the contract cannot properly be fulfilled and in compliance with which the purchaser may routinely trust. However, if a material contractual obligation is breached in a way that involves only minor negligence, entitlements of the purchaser to claim for damages shall, as regards the amount, be restricted to typical foreseeable loss or damage, except in the cases covered by sub-section 1.
3. If we default on or fall behind with our performance, the purchaser shall be entitled to claim against us on the basis of that default if his claim is for a contractual penalty or lump-sum compensation incurred within a supply chain in another contractual relationship in that supply chain, but only if he informed us expressly about the risk of such loss or damage prior to the conclusion of the contract. If not, the purchaser shall be entitled to claim for a contractual penalty or lump-sum compensation owed and paid by him as loss or damage caused by default only in the amount of a maximum of 5% of the net value of our order. The above shall apply correspondingly if the purchaser makes a claim against us for indemnification in respect of such contractual penalties or lump-sum compensation. The above limitations of liability shall not apply in the case of intent, gross negligence or culpable injury to life, body or health.
4. For the rest, there shall be no entitlement of the purchaser to claim for damages for whatever cause in law.
5. If our liability is restricted or excluded in accordance with the above provisions, the same shall apply to the personal liability of our legal representatives, employees, non-managerial staff and vicarious agents.

XI. Offset, right of retention

The purchaser shall only be entitled to a right of retention or a right of offset in respect of legally enforceable or uncontested claims. This restriction shall not apply to counter-claims of the purchaser due to defects or partial non-performance of the contract, where such counter-claims are based on the same contract as our claim.

XII. Industrial proprietary rights

All industrial and intellectual property rights relating to our products, shapes, illustrations, installation instructions, reports, data and other records and documents shall remain the property of ourselves or, as the case may be, our respective licensors. No rights of use or exploitation shall be granted to the purchaser relating to said industrial or intellectual property rights.

XIII. Data protection

1. We will process your personal data (e.g. name, e-mail address, telephone and fax number) solely in accordance with the relevant legal provisions, in particular GDPR. We will use your data solely for the purpose for which you furnish them to us (e.g. for handling orders and payments, for delivery of the goods) and solely for the purposes of carrying out our own business. The relevant legal basis is provided by our legitimate interest in smooth business operations and the implementation of contracts pursuant to Article 6, sub-section 1, letter f of GDPR.
2. A central CRM database helps us manage our relationships with customers, interested parties and partners. The purpose of this database is to enable us to pursue individual customer relations and to respond quickly to inquiries. The relevant legal basis is provided by our legitimate interest pursuant to Article 6, sub-section 1, letter f of GDPR in the fast and efficient processing of inquiries from customers, potential customers and partners, in the support of our processes in the areas of service, sales and marketing by an experienced and reliable partner and in reducing our own scope of work and expenditure with regard to the necessary IT infrastructure. The CRM system technical service provider is based in a third country. Data processing is safeguarded by a processing contract and the standard EU contract clauses agreed with the service provider.
3. Further information concerning matters such as your rights as a data subject and the contact details of our data protection officer are to be found in our data privacy statement at: <https://www.villeroy-boch.de/datenschutz.html>

XIV. Applicability of German law, place of jurisdiction

1. The law of the Federal Republic of Germany shall apply, there being no recourse to the UN Convention on Contracts for the International Sale of Goods (CISG).
2. If the purchaser is a businessman who concludes the contract in the context of a commercial transaction, a legal entity under public law or a separate asset under public law, the place of jurisdiction for all disputes arising from or in connection with the contract shall be the registered office of the Villeroy & Boch group company which concluded the contract. If that company does not have a general jurisdiction venue in the Federal Republic of Germany, the place of jurisdiction shall be the registered office of Villeroy & Boch AG.

INDEX

Ref.	Page	Ref.	Page	Ref.	Page	Ref.	Page
3304 01	20	335A 02	35	6790 2F	63	9405 35	104
3304 02	20	335A 1F	67	8299 03	108	9405 36	103
3305 01	31	335A 2F	67	8299 05	101	9624 15	101
3305 02	31	3360 01	18	8299 06	101	9624 20	105
3307 01	37	3360 02	18	8299 10	102	9668 01	92
3307 02	37	3361 01	24	8331 00	104	9668 11	92
3307 1F	69	3361 02	24	8341 00	104	9668 80	106
3307 2F	69	3361 1F	58	8345 47	102	9697 01	96
3309 01	27	3361 2F	58	8349 00	104	9697 05	107
3309 02	27	3362 01	24	8397 00	104	9697 11	96
3309 1F	61	3362 02	24	8K04 00	104	9697 15	107
3309 2F	61	3362 1F	58	8K05 00	104	9841 00	104
3310 01	49	3362 2F	58	8K06 00	104	9849 00	104
3310 02	49	3365 01	19	8K09 00	104	9850 00	104
3312 01	41	3365 02	19	8K12 00	104	9K04 00	102
3312 02	41	3366 01	25	8K31 00	104	9K08 00	101
3313 01	41	3366 02	25	8K33 10	101	9K09 00	104
3313 02	41	3366 1F	59	8K36 10	101	9K10 00	104
3315 01	36	3366 2F	59	8K37 00	102	9K11 00	104
3315 02	36	336A 01	25	8K38 00	103	9K12 00	104
3315 1F	68	336A 02	25	8K42 10	103	9K13 00	102
3315 2F	68	336A 1F	59	8K44 00	105	9K14 00	103
3324 01	52	336A 2F	59	8K45 00	105	9K15 00	105
3324 02	52	3380 01	17	9220 58	104	9K16 00	105
3325 01	51	3380 02	17	9236 20	99		
3325 02	51	6320 61	76	9236 25	108		
3334 01	40	6320 62	76	9236 30	99		
3334 02	40	6323 91	75	9240 00	84		
3334 1F	70	6323 92	75	9240 11	84		
3334 2F	70	6360 01	79	9240 80	106		
3335 01	32	6360 02	79	9251 00	85		
3335 02	32	6380 01	78	9251 11	85		
3335 1F	64	6380 02	78	9251 74	105		
3335 2F	64	6390 01	77	9251 80	106		
3336 01	21	6390 02	77	9252 00	86		
3336 02	21	6703 01	47	9252 05	107		
3336 1F	55	6703 02	47	9252 11	86		
3336 2F	55	6704 01	48	9252 15	107		
3337 01	22	6704 02	48	9253 00	98		
3337 02	22	6706 01	46	9253 05	107		
3337 1F	56	6706 02	46	9253 80	107		
3337 2F	56	6708 01	81	9254 00	98		
3340 01	38	6708 02	81	9257 00	88		
3340 02	38	6712 01	26	9258 00	88		
3345 01	33	6712 02	26	9266 00	93		
3345 02	33	6712 1F	60	9266 80	106		
3345 1F	65	6712 2F	60	9267 00	94		
3345 2F	65	6714 01	42	9268 00	93		
3346 01	23	6714 02	42	9268 05	107		
3346 02	23	6714 1F	71	9269 00	94		
3346 1F	57	6714 2F	71	9270 00	90		
3346 2F	57	6729 01	80	9270 80	106		
3347 01	43	6729 02	80	9271 00	90		
3347 02	43	6745 01	39	9271 80	106		
3347 1F	72	6745 02	39	9272 00	89		
3347 2F	72	6758 01	50	9272 05	108		
3348 01	43	6758 02	50	9273 00	95		
3348 02	43	6770 01	26	9273 05	108		
3348 1F	72	6770 02	26	9273 80	106		
3348 2F	72	6770 1F	60	9275 00	89		
3350 01	30	6770 2F	60	9278 00	87		
3350 02	30	6772 01	42	9278 80	106		
3351 01	34	6772 02	42	9279 00	87		
3351 02	34	6772 1F	71	9279 05	107		
3351 1F	66	6772 2F	71	9280 00	95		
3351 2F	66	6780 01	28	9280 05	108		
3352 01	34	6780 02	28	9280 80	106		
3352 02	34	6780 1F	62	9281 00	91		
3352 1F	66	6780 2F	62	9281 05	107		
3352 2F	66	6781 01	44	9281 80	106-107		
3355 01	35	6781 02	44	9282 00	91		
3355 02	35	6781 1F	73	9285 00	97		
3355 1F	67	6781 2F	73	9285 05	108		
3355 2F	67	6790 01	29	9405 25	104		
335A 01	35	6790 02	29	9405 26	103		
		6790 1F	63				

VILLEROY & BOCH

*Villeroy & Boch AG
Bathroom and Wellness Division
Headquarters
D-66693 Mettlach
GERMANY*

*Tel. +49 (0) 6864-81-0
Fax +49 (0) 6864-81-1405*